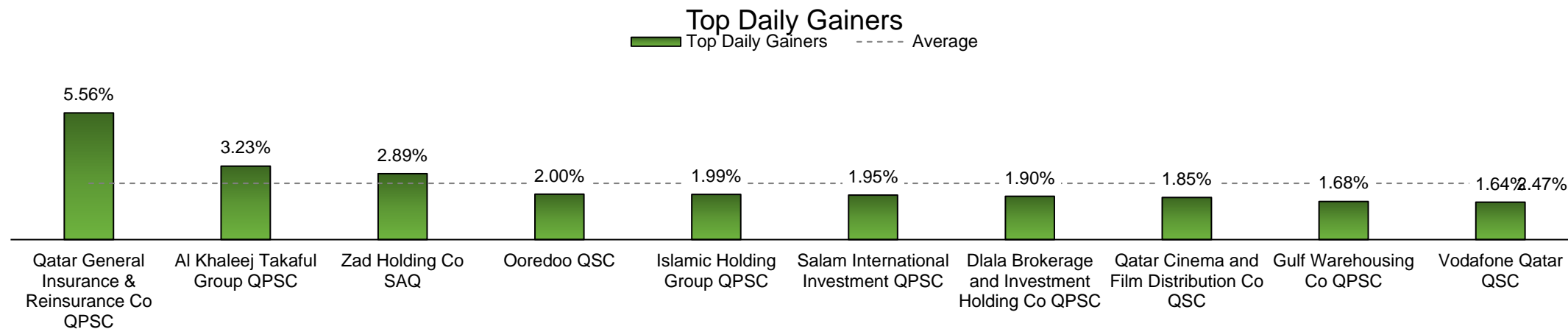
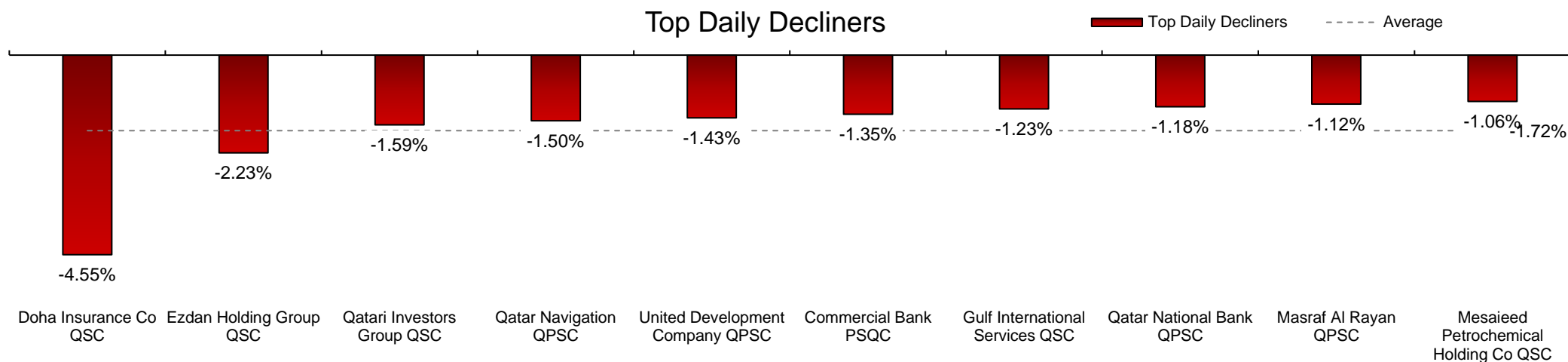


# Qatar Stock Exchange – Daily Market Update



Ticker	Company Name	Top Daily Gainers	Share Price	P/E Ratio	P/B	Dividend Yield	Year to Date
QGIR.QA	Qatar General Insurance & Reinsurance Co QPSC	5.56%	3.99	16.47	0.56	2.65%	-11.10%
KINS.QA	Al Khaleej Takaful Group QPSC	3.23%	1.92	15.71	0.93	2.69%	123.52%
ZHCD.QA	Zad Holding Co SAQ	2.89%	13.89	15.40	2.27	6.30%	33.56%
ORDS.QA	Ooredoo QSC	2.00%	7.13	13.30	1.02	3.58%	-4.93%
IHGS.QA	Islamic Holding Group QPSC	1.99%	2.05	366.73	0.85	0.00%	-6.18%
SALM.QA	Salam International Investment QPSC	1.95%	0.418	--	0.42	0.00%	-3.46%
DBIS.QA	Dlala Brokerage and Investment Holding Co QPSC	1.90%	0.697	--	0.94	--	-30.30%
QCFD.QA	Qatar Cinema and Film Distribution Co QSC	1.85%	2.2	17.63	0.98	6.94%	15.67%
GWCS.QA	Gulf Warehousing Co QPSC	1.68%	4.84	11.64	1.69	3.99%	25.81%
VFQS.QA	Vodafone Qatar QSC	1.64%	1.24	35.62	1.18	4.10%	-20.61%
<b>Average</b>		<b>2.47%</b>	<b>3.8375</b>	<b>61.56</b>	<b>1.0845</b>	<b>3.36%</b>	<b>12.20%</b>

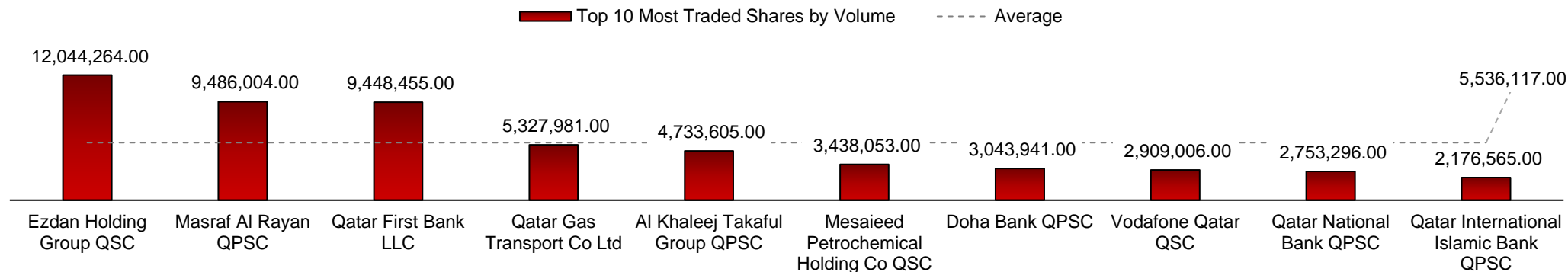
# Qatar Stock Exchange – Daily Market Update



Ticker	Company	Top Daily Decliners	Share Price	P/E Ratio	P/B Ratio	Dividend Yield	Year to Date
DICO.QA	Doha Insurance Co QSC	-4.55%	1.05	8.65	0.49	7.27%	-19.79%
ERES.QA	Ezdan Holding Group QSC	-2.23%	0.571	35.05	0.48	0.00%	-55.93%
QIGD.QA	Qatari Investors Group QSC	-1.59%	1.86	14.96	0.84	3.97%	-33.12%
QNNC.QA	Qatar Navigation QPSC	-1.50%	5.9	12.52	0.47	5.01%	-10.62%
UDCD.QA	United Development Company QPSC	-1.43%	1.38	10.51	0.46	7.14%	-6.44%
COMB.QA	Commercial Bank PSQC	-1.35%	4.39	11.83	0.86	3.37%	11.45%
GISS.QA	Gulf International Services QSC	-1.23%	1.6	--	0.83	0.00%	-5.88%
QNBK.QA	Qatar National Bank QPSC	-1.18%	19.27	12.66	2.03	3.08%	-0.97%
MARK.QA	Masraf Al Rayan QPSC	-1.12%	3.53	12.36	2.06	5.60%	-15.31%
MPHC.QA	Mesaieed Petrochemical Holding Co QSC	-1.06%	2.8	34.08	2.45	2.83%	86.29%
<b>Average</b>		<b>-1.72%</b>	<b>4.2351</b>	<b>16.96</b>	<b>1.10</b>	<b>3.83%</b>	<b>-5.03%</b>

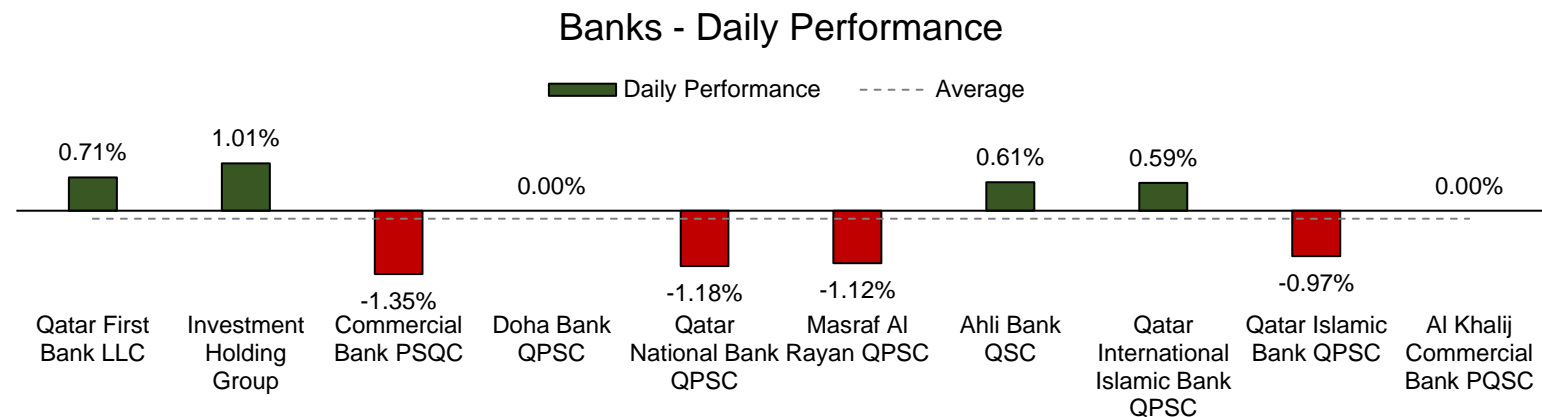
# Qatar Stock Exchange – Daily Market Update

## Top 10 Most Traded Shares



Ticker	Company	Top 10 Most Traded Shares by Volume
ERES.QA	Ezdan Holding Group QSC	12,044,264.00
MARK.QA	Masraf Al Rayan QPSC	9,486,004.00
QFBQ.QA	Qatar First Bank LLC	9,448,455.00
QGTS.QA	Qatar Gas Transport Co Ltd	5,327,981.00
KINS.QA	Al Khaleej Takaful Group QPSC	4,733,605.00
MPHC.QA	Mesaieed Petrochemical Holding Co QSC	3,438,053.00
DOBK.QA	Doha Bank QPSC	3,043,941.00
VFQS.QA	Vodafone Qatar QSC	2,909,006.00
QNBK.QA	Qatar National Bank QPSC	2,753,296.00
QIIB.QA	Qatar International Islamic Bank QPSC	2,176,565.00
<b>Average</b>		<b>5,536,117.00</b>

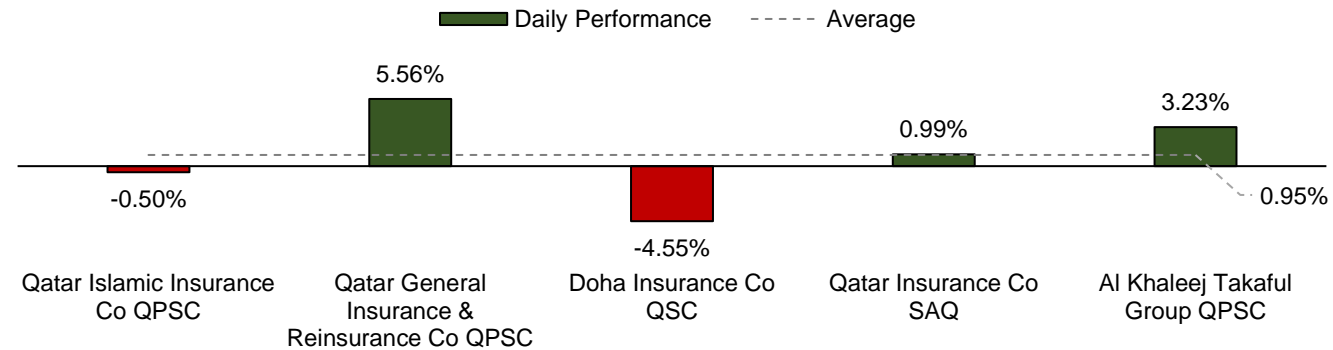
# Qatar Stock Exchange – Daily Market Update



Company Name	Sector	Ticker	Daily Performance	Share Price	P/E Ratio	P/B Ratio	Dividend Yield	Year to Date
Qatar First Bank LLC	Banks	QFBQ.QA	0.71%	0.282	--	0.81	0.00%	-30.88%
Investment Holding Group	Banks	IGRD.QA	1.01%	0.502	6.63	0.54	5.03%	2.66%
Commercial Bank PSQC	Banks	COMB.QA	-1.35%	4.39	11.83	0.86	3.37%	11.45%
Doha Bank QPSC	Banks	DOBK.QA	0.00%	2.74	12.91	0.64	3.65%	23.42%
Qatar National Bank QPSC	Banks	QNBK.QA	-1.18%	19.27	12.66	2.03	3.08%	-0.97%
Masraf Al Rayan QPSC	Banks	MARK.QA	-1.12%	3.53	12.36	2.06	5.60%	-15.31%
Ahli Bank QSC	Banks	AABQ.QA	0.61%	3.32	11.44	1.36	2.75%	30.43%
Qatar International Islamic Bank QPSC	Banks	QIIB.QA	0.59%	8.55	15.16	1.94	4.71%	29.31%
Qatar Islamic Bank QPSC	Banks	QISB.QA	-0.97%	16.28	14.51	1.96	3.04%	7.11%
Al Khalij Commercial Bank PQSC	Banks	KCBK.QA	0.00%	1.17	6.74	0.63	6.41%	1.39%
<b>Average</b>			<b>-0.17%</b>	<b>6.0034</b>	<b>11.58</b>	<b>1.28</b>	<b>3.76%</b>	<b>5.86%</b>

# Qatar Stock Exchange – Daily Market Update

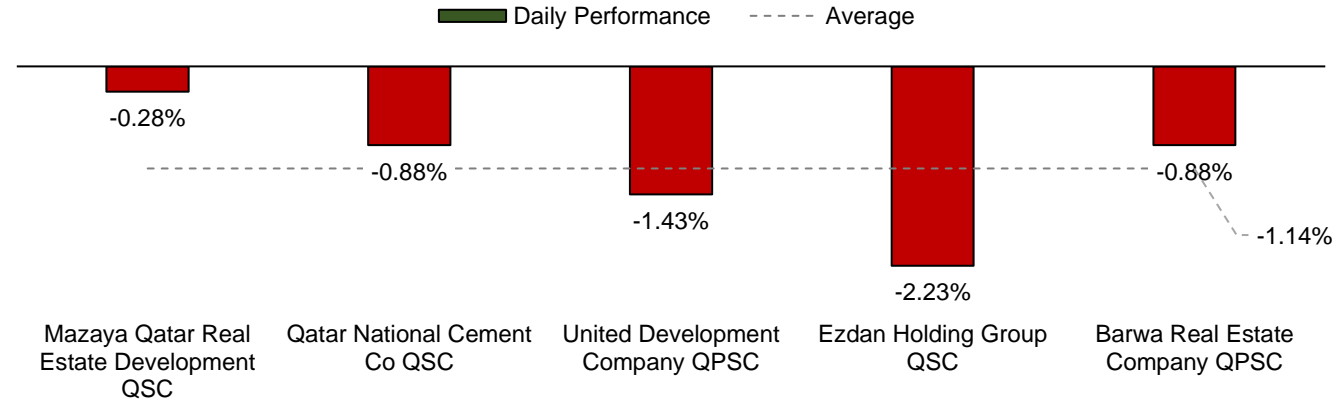
## Insurance - Daily Performance



Company Name	Sector	Ticker	Daily Performance	Share Price	P/E Ratio	P/B Ratio	Dividend Yield
Qatar Islamic Insurance Co QPSC	Insurance	QIIC.QA	-0.50%	6	12.82	2.53	5.80%
Qatar General Insurance & Reinsurance Co QPSC	Insurance	QGIR.QA	5.56%	3.99	16.47	0.56	2.65%
Doha Insurance Co QSC	Insurance	DICO.QA	-4.55%	1.05	8.65	0.49	7.27%
Qatar Insurance Co SAQ	Insurance	QINS.QA	0.99%	3.06	16.53	1.03	4.95%
Al Khaleej Takaful Group QPSC	Insurance	KINS.QA	3.23%	1.92	15.71	0.93	2.69%
<b>Average</b>			<b>0.95%</b>	<b>3.20</b>	<b>14.04</b>	<b>1.11</b>	<b>4.67%</b>

# Qatar Stock Exchange – Daily Market Update

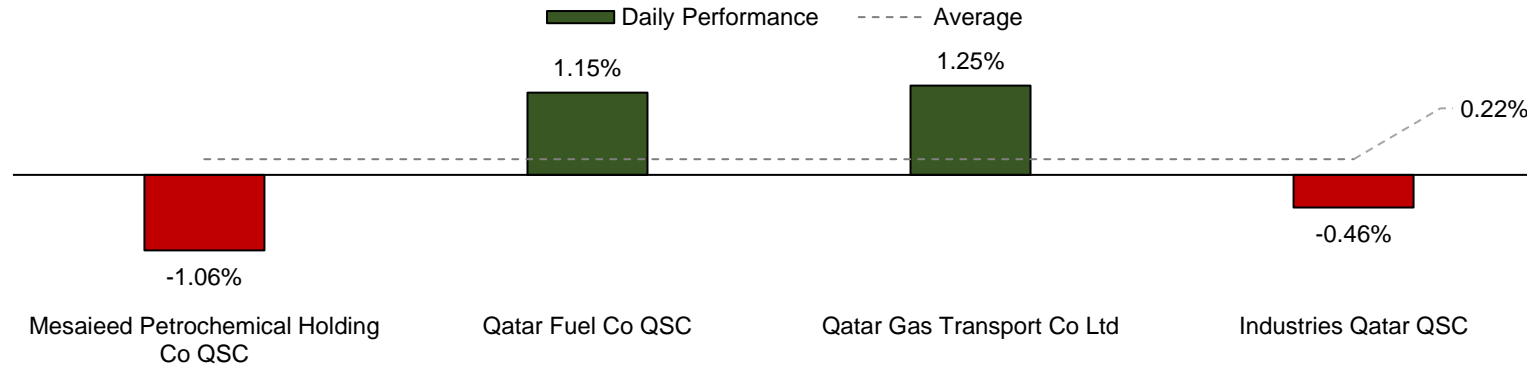
## Real Estate - Daily Performance



Company Name	Sector	Ticker	Daily Performance	Share Price	P/E Ratio	P/B Ratio	Dividend Yield
Mazaya Qatar Real Estate Development QSC	Real Estate & Construction	MRDS.QA	-0.28%	0.723	59.70	0.66	6.90%
Qatar National Cement Co QSC	Real Estate & Construction	QANC.QA	-0.88%	5.65	13.21	1.23	8.77%
United Development Company QPSC	Real Estate & Construction	UDCD.QA	-1.43%	1.38	10.51	0.46	7.14%
Ezdan Holding Group QSC	Real Estate & Construction	ERES.QA	-2.23%	0.571	35.05	0.48	0.00%
Barwa Real Estate Company QPSC	Real Estate & Construction	BRES.QA	-0.88%	3.37	8.09	0.69	7.35%
<b>Average</b>			<b>-1.14%</b>	<b>2.34</b>	<b>25.31</b>	<b>0.70</b>	<b>6.03%</b>

# Qatar Stock Exchange – Daily Market Update

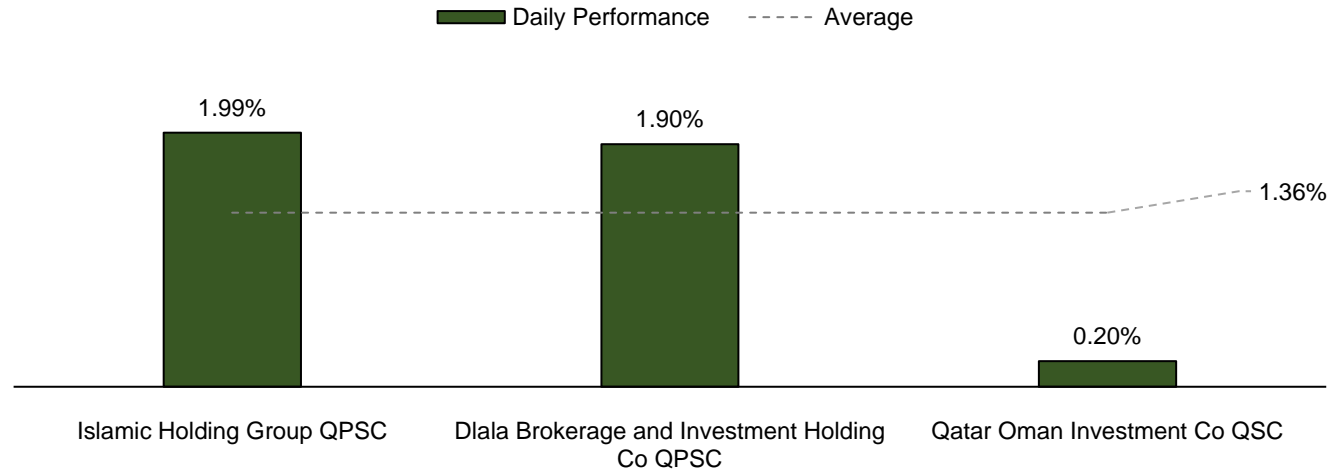
## Chemicals - Daily Performance



Company Name	Sector	Ticker	Daily Performance	Share Price	P/E Ratio	P/B Ratio	Dividend Yield	Year to Date
Mesaieed Petrochemical Holding Co QSC	Chemicals	MPHC.QA	-1.06%	2.8	34.08	2.45	2.83%	86.29%
Qatar Fuel Co QSC	Chemicals	QFLS.QA	1.15%	21.95	18.11	2.79	3.69%	32.24%
Qatar Gas Transport Co Ltd	Chemicals	QGTS.QA	1.25%	2.43	14.59	2.13	4.17%	35.53%
Industries Qatar QSC	Chemicals	IQCD.QA	-0.46%	10.85	16.49	1.98	5.50%	-18.79%
<b>Average</b>			<b>0.22%</b>	<b>9.51</b>	<b>20.82</b>	<b>2.34</b>	<b>4.05%</b>	<b>33.82%</b>

# Qatar Stock Exchange – Daily Market Update

## Investment Management - Daily Performance



Company Name	Sector	Ticker	Daily Performance	Share Price	P/E Ratio	P/B Ratio	Dividend Yield
Islamic Holding Group QPSC	Investment Management	IHGS.QA	1.99%	2.05	366.73	0.85	0.00%
Dlala Brokerage and Investment Holding Co QPSC	Investment Management	DBIS.QA	1.90%	0.697	--	0.94	--
Qatar Oman Investment Co QSC	Investment Management	QOIS.QA	0.20%	0.504	53.50	0.54	5.96%
<b>Average</b>			<b>1.36%</b>	<b>1.08</b>	<b>210.11</b>	<b>0.78</b>	<b>2.98%</b>