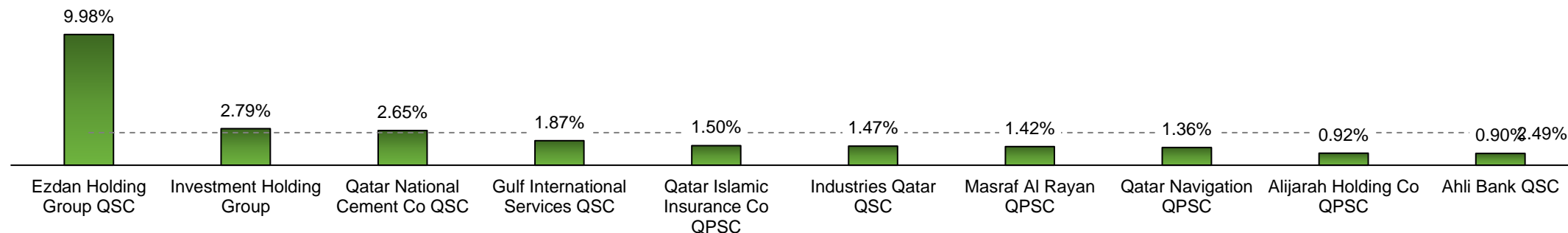


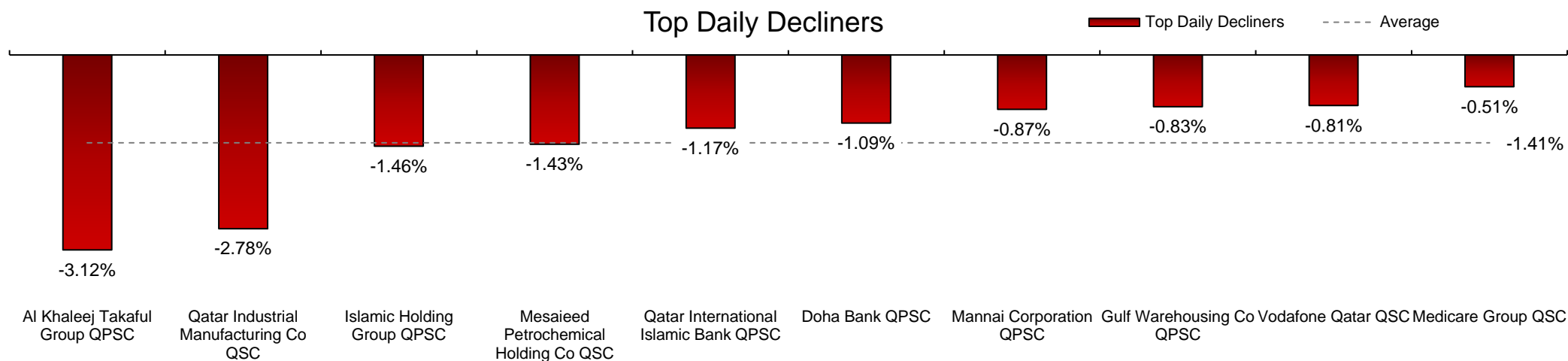
Qatar Stock Exchange – Daily Market Update

Top Daily Gainers
█ Top Daily Gainers - - - - Average



Ticker	Company Name	Top Daily Gainers	Share Price	P/E Ratio	P/B	Dividend Yield	Year to Date
ERES.QA	Ezdan Holding Group QSC	9.98%	0.571	35.05	0.52	0.00%	-51.62%
IGRD.QA	Investment Holding Group	2.79%	0.502	6.63	0.54	4.98%	5.52%
QANC.QA	Qatar National Cement Co QSC	2.65%	5.65	13.21	1.23	8.85%	-2.52%
GISS.QA	Gulf International Services QSC	1.87%	1.6	--	0.83	0.00%	-4.12%
QIIC.QA	Qatar Islamic Insurance Co QPSC	1.50%	6	12.82	2.53	5.83%	13.39%
IQCD.QA	Industries Qatar QSC	1.47%	10.85	16.49	1.98	5.53%	-17.67%
MARK.QA	Masraf Al Rayan QPSC	1.42%	3.53	12.36	2.06	5.67%	-14.11%
QNNC.QA	Qatar Navigation QPSC	1.36%	5.9	12.52	0.47	5.08%	-9.41%
NLCS.QA	Aljjarah Holding Co QPSC	0.92%	0.653	44.73	0.47	7.66%	-25.03%
AABQ.QA	Ahli Bank QSC	0.90%	3.32	11.44	1.36	2.74%	31.61%
Average		2.49%	3.8576	18.36	1.1998	4.63%	-7.40%

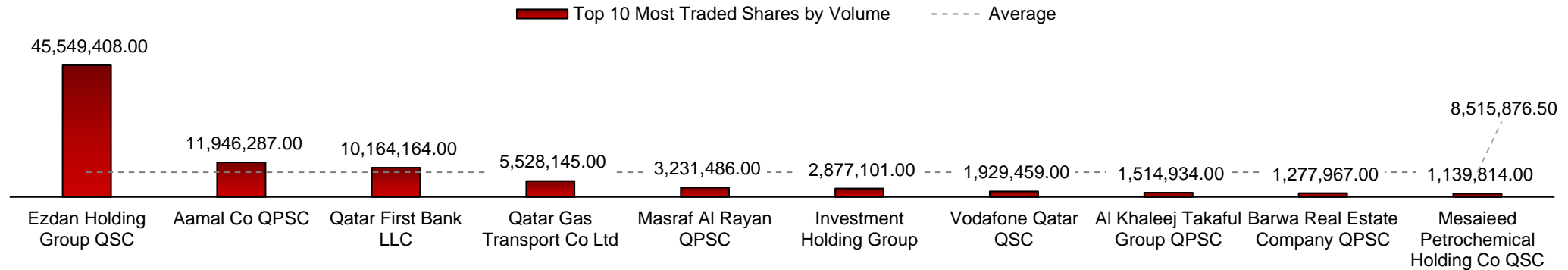
Qatar Stock Exchange – Daily Market Update



Ticker	Company	Top Daily Decliners	Share Price	P/E Ratio	P/B Ratio	Dividend Yield	Year to Date
KINS.QA	Al Khaleej Takaful Group QPSC	-3.12%	1.92	15.71	0.90	2.60%	116.53%
QIMC.QA	Qatar Industrial Manufacturing Co QSC	-2.78%	3.24	9.52	0.98	7.72%	-26.23%
IHGS.QA	Islamic Holding Group QPSC	-1.46%	2.05	366.73	0.84	0.00%	-7.55%
MPHC.QA	Mesaieed Petrochemical Holding Co QSC	-1.43%	2.8	34.08	2.41	2.86%	84.30%
QIIB.QA	Qatar International Islamic Bank QPSC	-1.17%	8.55	15.16	1.94	4.68%	27.95%
DOBK.QA	Doha Bank QPSC	-1.09%	2.74	12.91	0.64	3.65%	22.07%
MCCS.QA	Mannai Corporation QPSC	-0.87%	3.46	4.82	0.61	5.78%	-37.58%
GWCS.QA	Gulf Warehousing Co QPSC	-0.83%	4.84	11.64	1.69	3.93%	24.77%
VFQS.QA	Vodafone Qatar QSC	-0.81%	1.24	35.62	1.18	4.03%	-20.61%
MCGS.QA	Medicare Group QSC	-0.51%	7.8	25.80	2.26	3.85%	22.19%
Average		-1.41%	3.864	53.20	1.34	3.91%	20.58%

Qatar Stock Exchange – Daily Market Update

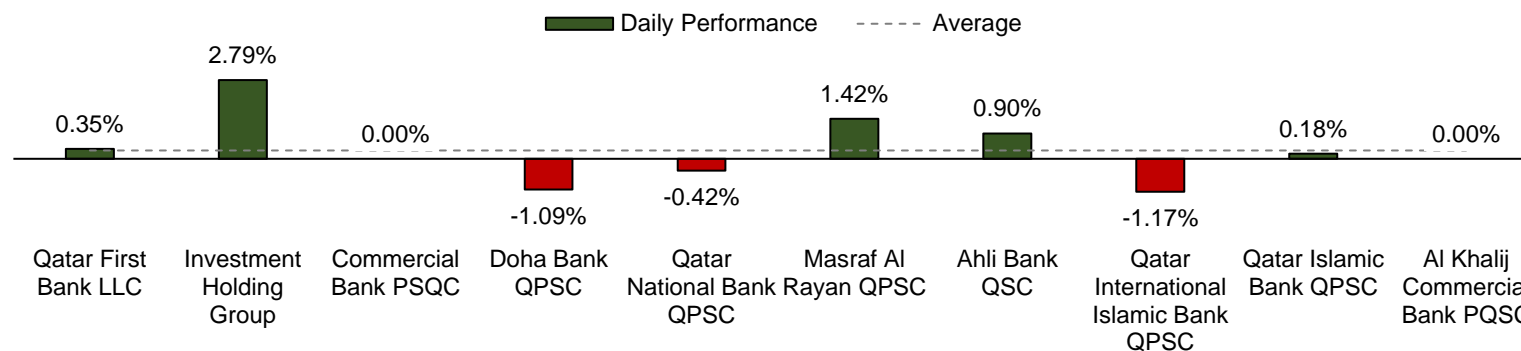
Top 10 Most Traded Shares



Ticker	Company	Top 10 Most Traded Shares by Volume
ERES.QA	Ezdan Holding Group QSC	45,549,408.00
AHCS.QA	Aamal Co QPSC	11,946,287.00
QFBQ.QA	Qatar First Bank LLC	10,164,164.00
QGTS.QA	Qatar Gas Transport Co Ltd	5,528,145.00
MARK.QA	Masraf Al Rayan QPSC	3,231,486.00
IGRD.QA	Investment Holding Group	2,877,101.00
VFQS.QA	Vodafone Qatar QSC	1,929,459.00
KINS.QA	Al Khaleej Takaful Group QPSC	1,514,934.00
BRES.QA	Barwa Real Estate Company QPSC	1,277,967.00
MPHC.QA	Mesaieed Petrochemical Holding Co QSC	1,139,814.00
Average		8,515,876.50

Qatar Stock Exchange – Daily Market Update

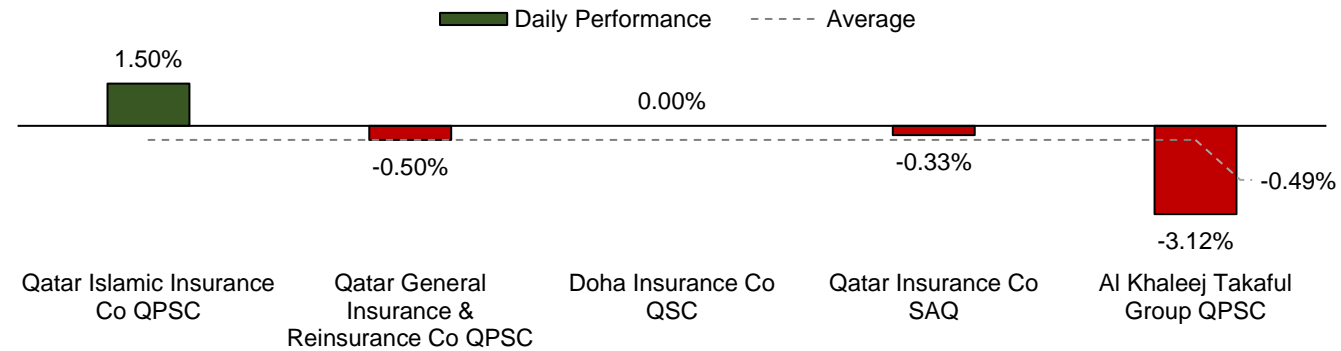
Banks - Daily Performance



Company Name	Sector	Ticker	Daily Performance	Share Price	P/E Ratio	P/B Ratio	Dividend Yield	Year to Date
Qatar First Bank LLC	Banks	QFBQ.QA	0.35%	0.282	--	0.81	0.00%	-30.39%
Investment Holding Group	Banks	IGRD.QA	2.79%	0.502	6.63	0.54	4.98%	5.52%
Commercial Bank PSQC	Banks	COMB.QA	0.00%	4.39	11.83	0.86	3.42%	11.70%
Doha Bank QPSC	Banks	DOBK.QA	-1.09%	2.74	12.91	0.64	3.65%	22.07%
Qatar National Bank QPSC	Banks	QNBK.QA	-0.42%	19.27	12.66	2.03	3.11%	-1.95%
Masraf Al Rayan QPSC	Banks	MARK.QA	1.42%	3.53	12.36	2.06	5.67%	-14.11%
Ahli Bank QSC	Banks	AABQ.QA	0.90%	3.32	11.44	1.36	2.74%	31.61%
Qatar International Islamic Bank QPSC	Banks	QIIB.QA	-1.17%	8.55	15.16	1.94	4.68%	27.95%
Qatar Islamic Bank QPSC	Banks	QISB.QA	0.18%	16.28	14.51	1.96	3.07%	6.05%
Al Khalij Commercial Bank PQSC	Banks	KCBK.QA	0.00%	1.17	6.74	0.63	6.41%	1.39%
Average			0.30%	6.0034	11.58	1.28	3.77%	5.98%

Qatar Stock Exchange – Daily Market Update

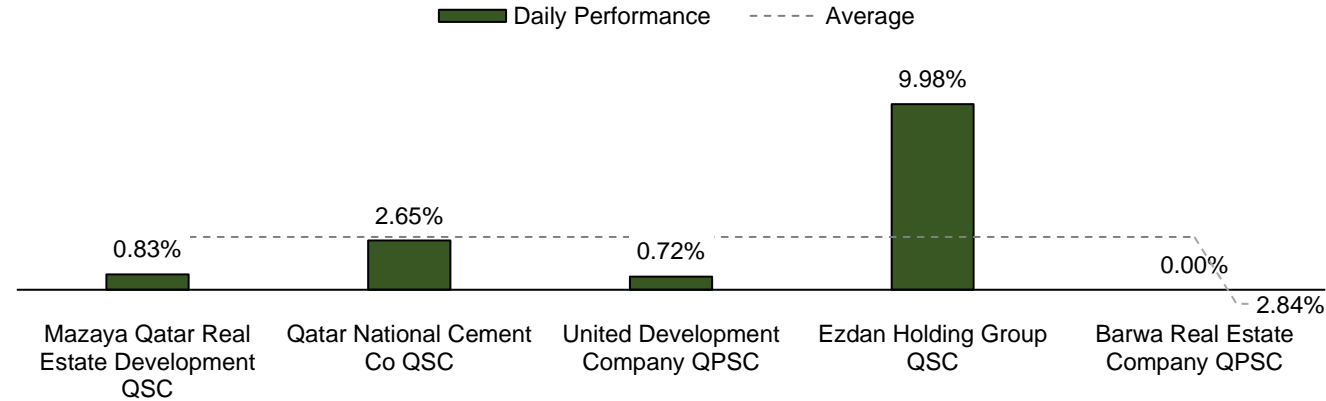
Insurance - Daily Performance



Company Name	Sector	Ticker	Daily Performance	Share Price	P/E Ratio	P/B Ratio	Dividend Yield
Qatar Islamic Insurance Co QPSC	Insurance	QIIC.QA	1.50%	6	12.82	2.53	5.83%
Qatar General Insurance & Reinsurance Co QPSC	Insurance	QGIR.QA	-0.50%	3.99	16.47	0.55	2.51%
Doha Insurance Co QSC	Insurance	DICO.QA	0.00%	1.05	8.65	0.49	7.62%
Qatar Insurance Co SAQ	Insurance	QINS.QA	-0.33%	3.06	16.53	1.02	4.90%
Al Khaleej Takaful Group QPSC	Insurance	KINS.QA	-3.12%	1.92	15.71	0.90	2.60%
Average			-0.49%	3.20	14.04	1.10	4.69%

Qatar Stock Exchange – Daily Market Update

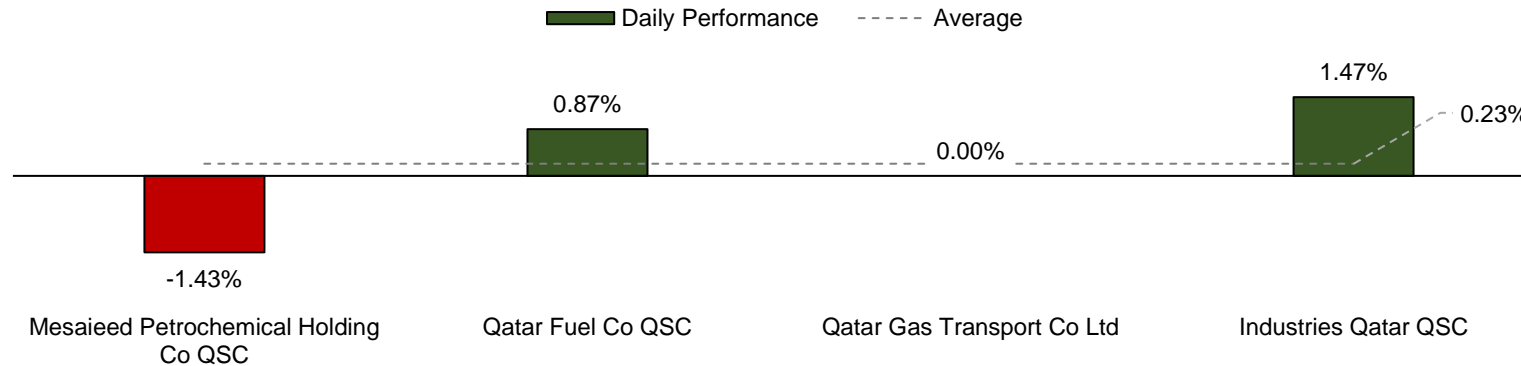
Real Estate - Daily Performance



Company Name	Sector	Ticker	Daily Performance	Share Price	P/E Ratio	P/B Ratio	Dividend Yield
Mazaya Qatar Real Estate Development QSC	Real Estate & Construction	MRDS.QA	0.83%	0.723	59.70	0.66	6.92%
Qatar National Cement Co QSC	Real Estate & Construction	QANC.QA	2.65%	5.65	13.21	1.23	8.85%
United Development Company QPSC	Real Estate & Construction	UDCD.QA	0.72%	1.38	10.51	0.46	7.25%
Ezdan Holding Group QSC	Real Estate & Construction	ERES.QA	9.98%	0.571	35.05	0.52	0.00%
Barwa Real Estate Company QPSC	Real Estate & Construction	BRES.QA	0.00%	3.37	8.09	0.69	7.42%
Average			2.84%	2.34	25.31	0.71	6.09%

Qatar Stock Exchange – Daily Market Update

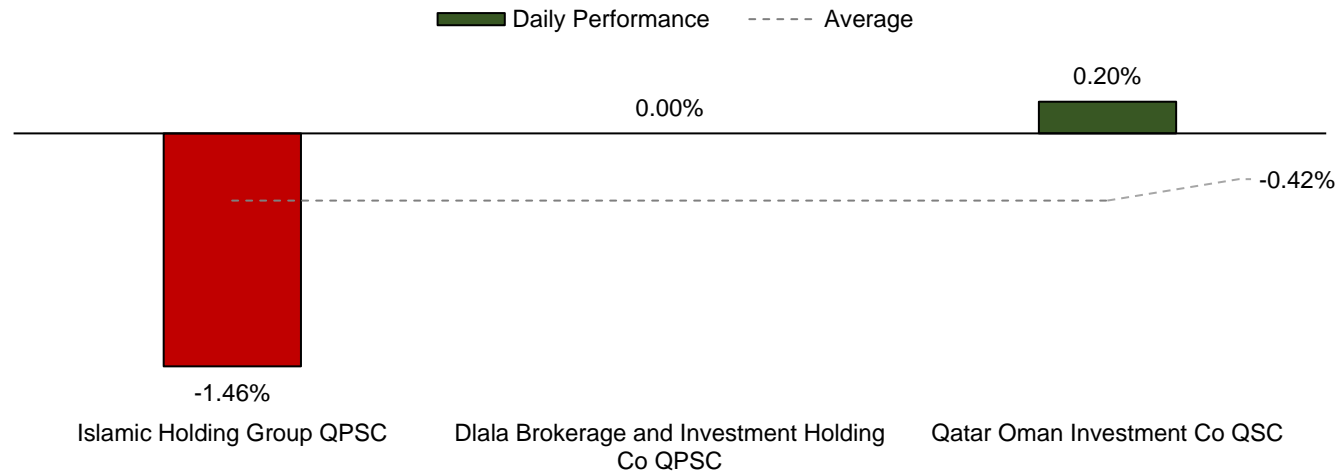
Chemicals - Daily Performance



Company Name	Sector	Ticker	Daily Performance	Share Price	P/E Ratio	P/B Ratio	Dividend Yield	Year to Date
Mesaieed Petrochemical Holding Co QSC	Chemicals	MPHC.QA	-1.43%	2.8	34.08	2.41	2.86%	84.30%
Qatar Fuel Co QSC	Chemicals	QFLS.QA	0.87%	21.95	18.11	2.82	3.64%	33.32%
Qatar Gas Transport Co Ltd	Chemicals	QGTS.QA	0.00%	2.43	14.59	2.13	4.12%	34.97%
Industries Qatar QSC	Chemicals	IQCD.QA	1.47%	10.85	16.49	1.98	5.53%	-17.67%
Average			0.23%	9.51	20.82	2.34	4.04%	33.73%

Qatar Stock Exchange – Daily Market Update

Investment Management - Daily Performance



Company Name	Sector	Ticker	Daily Performance	Share Price	P/E Ratio	P/B Ratio	Dividend Yield
Islamic Holding Group QPSC	Investment Management	IHGS.QA	-1.46%	2.05	366.73	0.84	0.00%
Dlala Brokerage and Investment Holding Co QPSC	Investment Management	DBIS.QA	0.00%	0.697	--	0.94	--
Qatar Oman Investment Co QSC	Investment Management	QOIS.QA	0.20%	0.504	53.50	0.54	5.95%
Average			-0.42%	1.08	210.11	0.77	2.98%