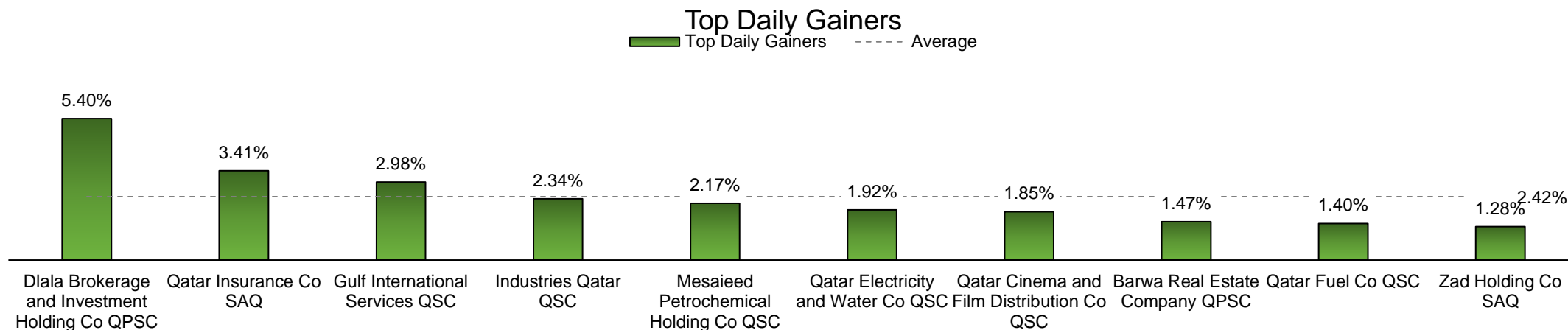
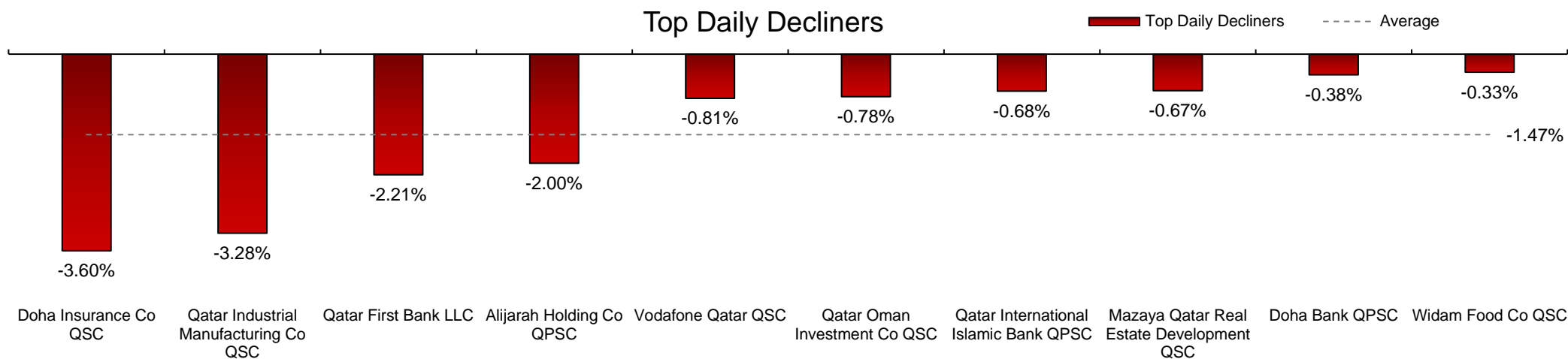


Qatar Stock Exchange – Daily Market Update



Ticker	Company Name	Top Daily Gainers	Share Price	P/E Ratio	P/B	Dividend Yield	Year to Date
DBIS.QA	Dlala Brokerage and Investment Holding Co QPSC	5.40%	0.742	--	1.00	--	-25.80%
QINS.QA	Qatar Insurance Co SAQ	3.41%	3.34	18.04	1.12	4.49%	-6.96%
GISS.QA	Gulf International Services QSC	2.98%	1.73	--	0.90	0.00%	1.76%
IQCD.QA	Industries Qatar QSC	2.34%	11.38	17.30	2.08	5.27%	-14.83%
MPHC.QA	Mesaieed Petrochemical Holding Co QSC	2.17%	2.82	34.32	2.47	2.84%	87.62%
QEW.C.QA	Qatar Electricity and Water Co QSC	1.92%	15.4	12.61	1.81	5.03%	-16.76%
QCFD.QA	Qatar Cinema and Film Distribution Co QSC	1.85%	2.2	17.63	0.98	6.82%	15.67%
BRES.QA	Barwa Real Estate Company QPSC	1.47%	3.46	8.31	0.71	7.23%	-13.30%
QFLS.QA	Qatar Fuel Co QSC	1.40%	23.19	19.13	2.95	3.45%	39.71%
ZHCD.QA	Zad Holding Co SAQ	1.28%	13.5	14.97	2.21	6.30%	29.81%
Average		2.42%	7.7762	17.79	1.6232	4.60%	9.69%

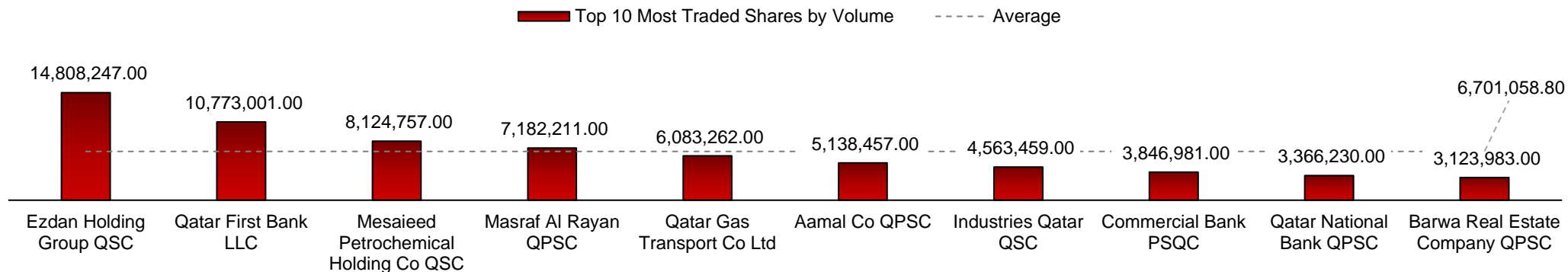
Qatar Stock Exchange – Daily Market Update



Ticker	Company	Top Daily Decliners	Share Price	P/E Ratio	P/B Ratio	Dividend Yield	Year to Date
DICO.QA	Doha Insurance Co QSC	-3.60%	1.07	8.81	0.50	7.48%	-18.26%
QIMC.QA	Qatar Industrial Manufacturing Co QSC	-3.28%	3.24	9.52	0.98	7.72%	-24.12%
QFBQ.QA	Qatar First Bank LLC	-2.21%	0.31	--	0.89	0.00%	-24.02%
NLCS.QA	Alijarah Holding Co QPSC	-2.00%	0.685	46.92	0.49	7.30%	-22.07%
VFQS.QA	Vodafone Qatar QSC	-0.81%	1.23	35.33	1.17	4.07%	-21.25%
QOIS.QA	Qatar Oman Investment Co QSC	-0.78%	0.506	53.72	0.54	5.93%	-5.24%
QIIB.QA	Qatar International Islamic Bank QPSC	-0.68%	8.8	15.60	1.99	4.55%	33.09%
MRDS.QA	Mazaya Qatar Real Estate Development QSC	-0.67%	0.737	60.86	0.68	6.78%	-5.51%
DOBK.QA	Doha Bank QPSC	-0.38%	2.61	12.30	0.61	3.83%	17.57%
WDAM.QA	Widam Food Co QSC	-0.33%	6.12	9.94	3.41	7.35%	-12.57%
Average		-1.47%	2.5308	28.11	1.12	5.50%	-8.24%

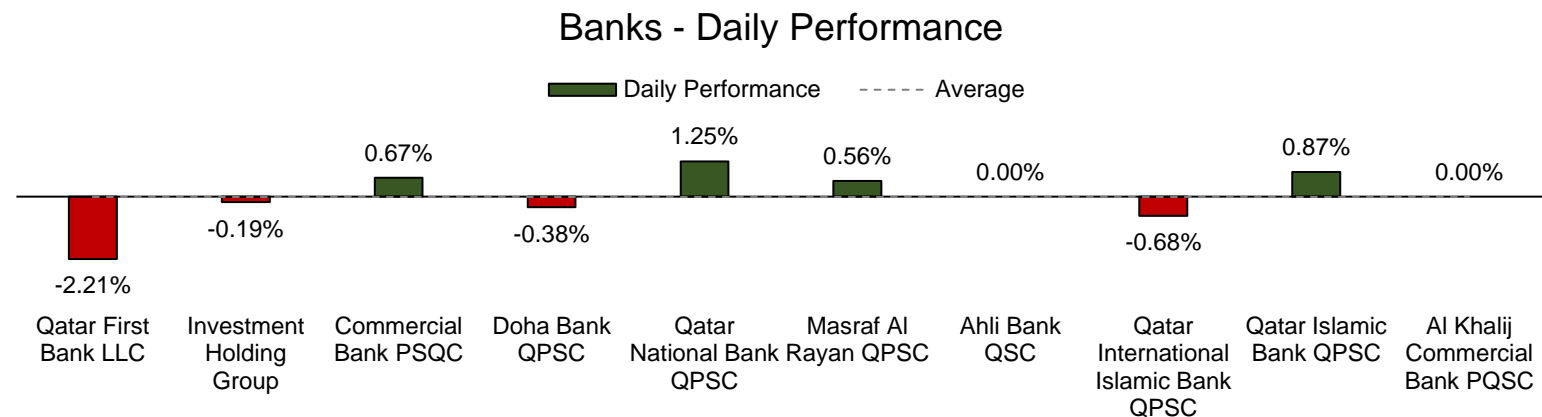
Qatar Stock Exchange – Daily Market Update

Top 10 Most Traded Shares



Ticker	Company	Top 10 Most Traded Shares by Volume
ERES.QA	Ezdan Holding Group QSC	14,808,247.00
QFBQ.QA	Qatar First Bank LLC	10,773,001.00
MPHC.QA	Mesaieed Petrochemical Holding Co QSC	8,124,757.00
MARK.QA	Masraf Al Rayan QPSC	7,182,211.00
QGTS.QA	Qatar Gas Transport Co Ltd	6,083,262.00
AHCS.QA	Aamal Co QPSC	5,138,457.00
IQCD.QA	Industries Qatar QSC	4,563,459.00
COMB.QA	Commercial Bank PSQC	3,846,981.00
QNBK.QA	Qatar National Bank QPSC	3,366,230.00
BRES.QA	Barwa Real Estate Company QPSC	3,123,983.00
Average		6,701,058.80

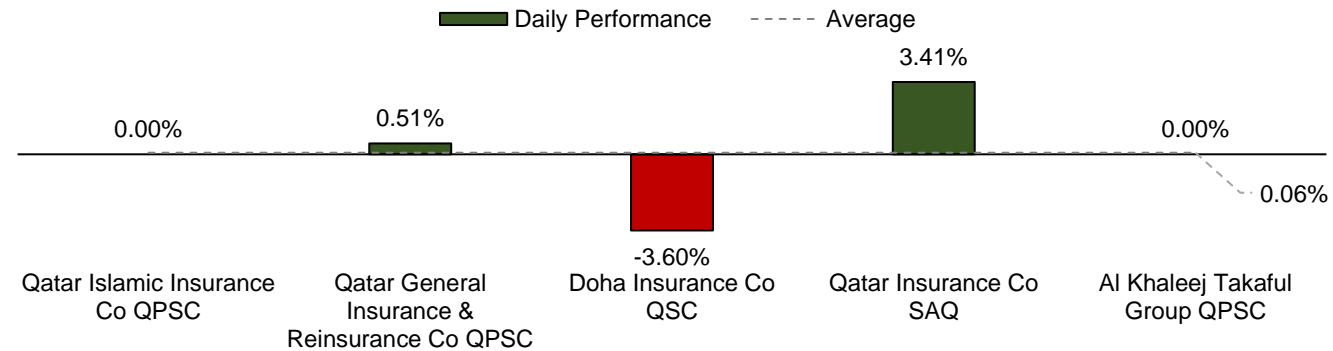
Qatar Stock Exchange – Daily Market Update



Company Name	Sector	Ticker	Daily Performance	Share Price	P/E Ratio	P/B Ratio	Dividend Yield	Year to Date
Qatar First Bank LLC	Banks	QFBQ.QA	-2.21%	0.31	--	0.89	0.00%	-24.02%
Investment Holding Group	Banks	IGRD.QA	-0.19%	0.517	6.83	0.56	4.84%	5.73%
Commercial Bank PSQC	Banks	COMB.QA	0.67%	4.54	12.23	0.89	3.30%	15.26%
Doha Bank QPSC	Banks	DOBK.QA	-0.38%	2.61	12.30	0.61	3.83%	17.57%
Qatar National Bank QPSC	Banks	QNBK.QA	1.25%	19.45	12.77	2.05	3.08%	-0.26%
Masraf Al Rayan QPSC	Banks	MARK.QA	0.56%	3.62	12.67	2.11	5.52%	-13.15%
Ahli Bank QSC	Banks	AABQ.QA	0.00%	3.48	11.99	1.42	2.61%	36.71%
Qatar International Islamic Bank QPSC	Banks	QIIB.QA	-0.68%	8.8	15.60	1.99	4.55%	33.09%
Qatar Islamic Bank QPSC	Banks	QISB.QA	0.87%	16.24	14.48	1.96	3.08%	6.84%
Al Khalij Commercial Bank PQSC	Banks	KCBK.QA	0.00%	1.18	6.79	0.63	6.36%	2.25%
Average			-0.01%	6.0747	11.74	1.31	3.72%	8.00%

Qatar Stock Exchange – Daily Market Update


Insurance - Daily Performance



Company Name	Sector	Ticker	Daily Performance	Share Price	P/E Ratio	P/B Ratio	Dividend Yield
Qatar Islamic Insurance Co QPSC	Insurance	QIIC.QA	0.00%	6.05	12.93	2.55	5.79%
Qatar General Insurance & Reinsurance Co QPSC	Insurance	QGIR.QA	0.51%	3.93	16.22	0.55	2.54%
Doha Insurance Co QSC	Insurance	DICO.QA	-3.60%	1.07	8.81	0.50	7.48%
Qatar Insurance Co SAQ	Insurance	QINS.QA	3.41%	3.34	18.04	1.12	4.49%
Al Khaleej Takaful Group QPSC	Insurance	KINS.QA	0.00%	1.81	14.81	0.87	2.76%
Average			0.06%	3.24	14.16	1.12	4.61%

Qatar Stock Exchange – Daily Market Update

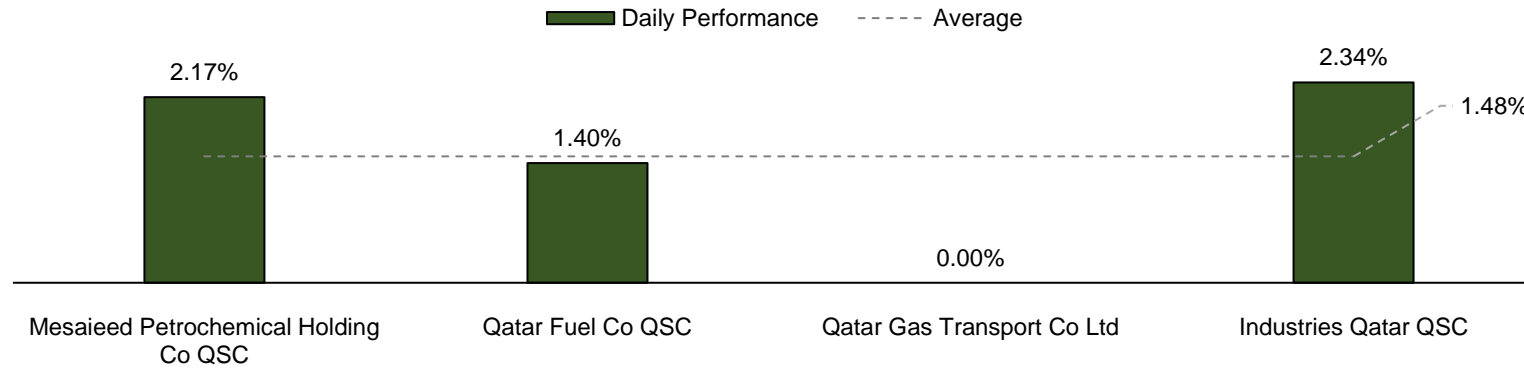
Real Estate - Daily Performance



Company Name	Sector	Ticker	Daily Performance	Share Price	P/E Ratio	P/B Ratio	Dividend Yield
Mazaya Qatar Real Estate Development QSC	Real Estate & Construction	MRDS.QA	-0.67%	0.737	60.86	0.68	6.78%
Qatar National Cement Co QSC	Real Estate & Construction	QANC.QA	0.69%	5.84	13.66	1.27	8.56%
United Development Company QPSC	Real Estate & Construction	UDCD.QA	0.00%	1.38	10.51	0.46	7.25%
Ezdan Holding Group QSC	Real Estate & Construction	ERES.QA	1.27%	0.715	43.89	0.60	0.00%
Barwa Real Estate Company QPSC	Real Estate & Construction	BRES.QA	1.47%	3.46	8.31	0.71	7.23%
Average			0.55%	2.43	27.44	0.74	5.96%

Qatar Stock Exchange – Daily Market Update

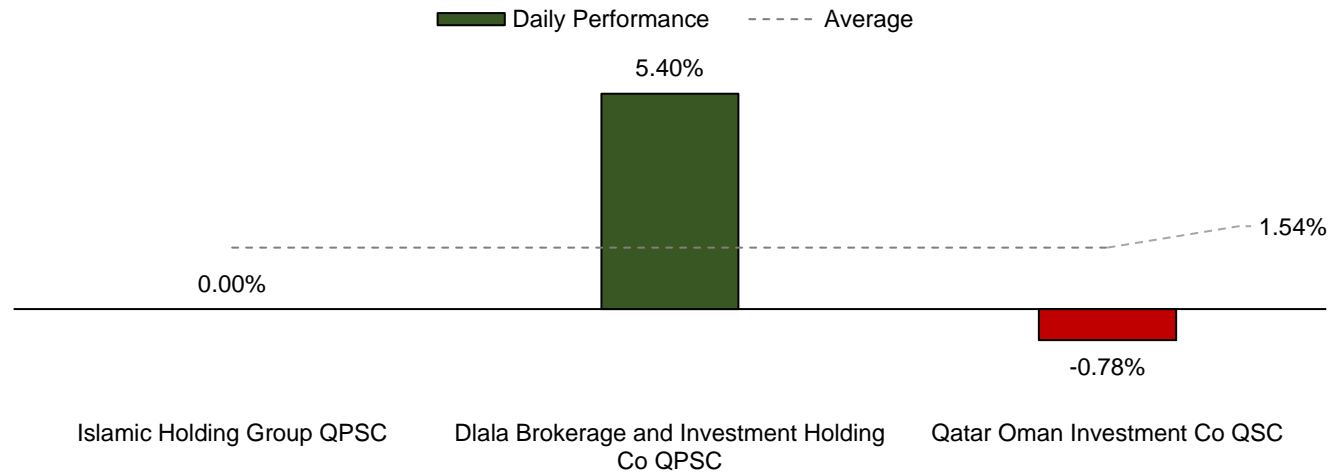
Chemicals - Daily Performance



Company Name	Sector	Ticker	Daily Performance	Share Price	P/E Ratio	P/B Ratio	Dividend Yield	Year to Date
Mesaieed Petrochemical Holding Co QSC	Chemicals	MPHC.QA	2.17%	2.82	34.32	2.47	2.84%	87.62%
Qatar Fuel Co QSC	Chemicals	QFLS.QA	1.40%	23.19	19.13	2.95	3.45%	39.71%
Qatar Gas Transport Co Ltd	Chemicals	QGTS.QA	0.00%	2.45	14.71	2.15	4.08%	36.64%
Industries Qatar QSC	Chemicals	IQCD.QA	2.34%	11.38	17.30	2.08	5.27%	-14.83%
Average			1.48%	9.96	21.36	2.41	3.91%	37.29%

Qatar Stock Exchange – Daily Market Update

Investment Management - Daily Performance



Company Name	Sector	Ticker	Daily Performance	Share Price	P/E Ratio	P/B Ratio	Dividend Yield
Islamic Holding Group QPSC	Investment Management	IHGS.QA	0.00%	1.98	354.20	0.82	0.00%
Dlala Brokerage and Investment Holding Co QPSC	Investment Management	DBIS.QA	5.40%	0.742	--	1.00	--
Qatar Oman Investment Co QSC	Investment Management	QOIS.QA	-0.78%	0.506	53.72	0.54	5.93%
Average			1.54%	1.08	203.96	0.79	2.96%