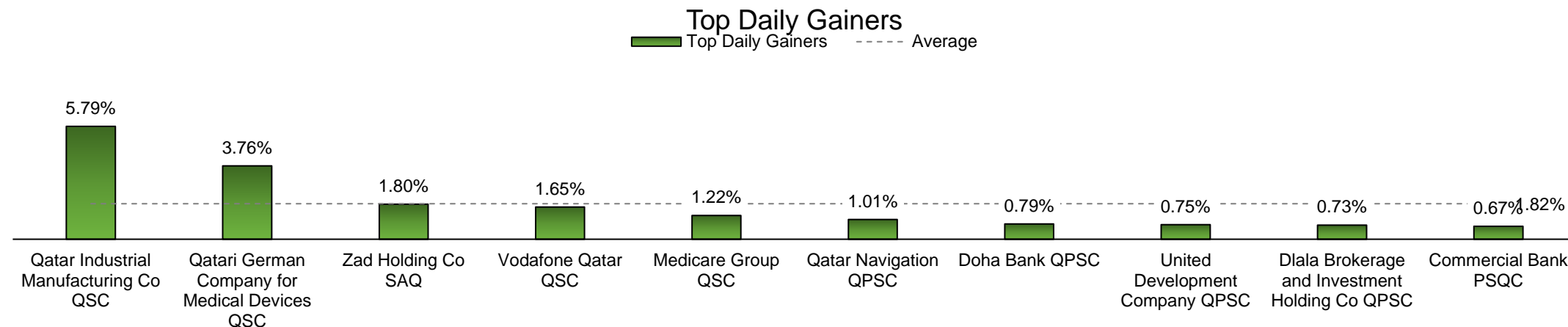


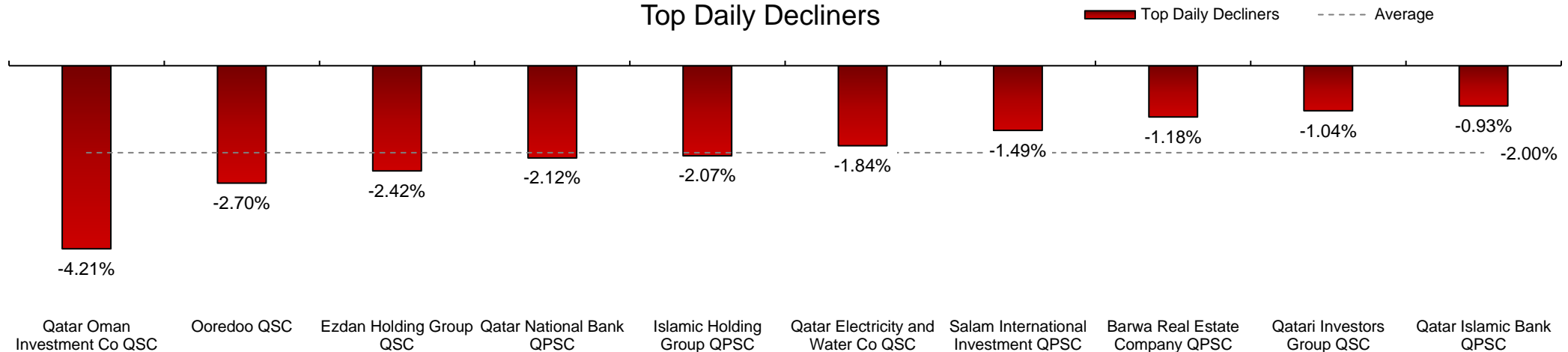
Qatar Stock Exchange – Daily Market Update



Ticker	Company Name	Top Daily Gainers	Share Price	P/E Ratio	P/B	Dividend Yield	Year to Date
QIMC.QA	Qatar Industrial Manufacturing Co QSC	5.79%	3.47	10.19	1.04	7.62%	-18.74%
QGMS.QA	Qatari German Company for Medical Devices QSC	3.76%	0.635	--	2.07	0.00%	12.19%
ZHCD.QA	Zad Holding Co SAQ	1.80%	13.6	15.08	2.23	6.36%	30.77%
VFQS.QA	Vodafone Qatar QSC	1.65%	1.23	35.33	1.17	4.13%	-21.25%
MCGS.QA	Medicare Group QSC	1.22%	7.44	24.61	2.15	4.08%	17.91%
QNNC.QA	Qatar Navigation QPSC	1.01%	5.99	12.71	0.48	5.06%	-8.20%
DOBK.QA	Doha Bank QPSC	0.79%	2.54	11.97	0.59	3.97%	15.77%
UDCD.QA	United Development Company QPSC	0.75%	1.34	10.20	0.44	7.52%	-9.15%
DBIS.QA	Dlala Brokerage and Investment Holding Co QPSC	0.73%	0.69	--	0.93	--	-31.00%
COMB.QA	Commercial Bank PSQC	0.67%	4.53	12.20	0.89	3.33%	15.00%
Average		1.82%	4.1465	16.54	1.2001	4.68%	0.33%

Qatar Stock Exchange – Daily Market Update

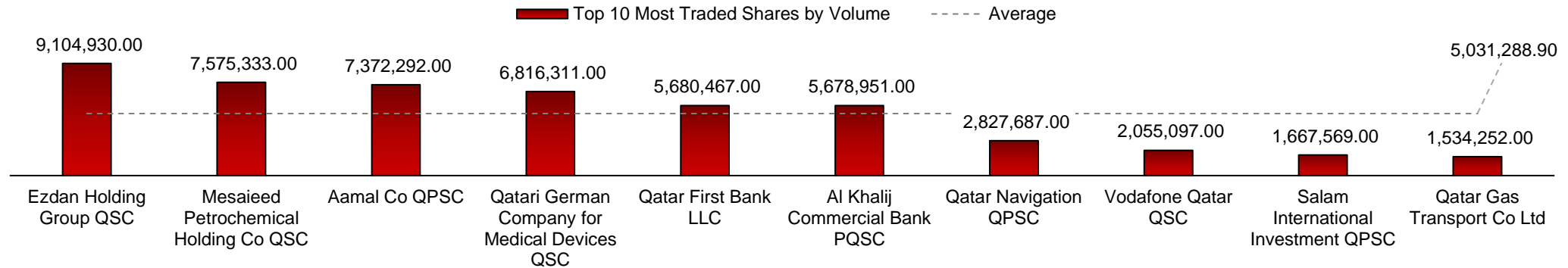
Top Daily Decliners



Ticker	Company	Top Daily Decliners	Share Price	P/E Ratio	P/B Ratio	Dividend Yield	Year to Date
QOIS.QA	Qatar Oman Investment Co QSC	-4.21%	0.523	55.52	0.56	5.49%	-2.06%
ORDS.QA	Ooredoo QSC	-2.70%	7.2	13.43	1.03	3.38%	-0.53%
ERES.QA	Ezdan Holding Group QSC	-2.42%	0.644	39.53	0.54	0.00%	-50.62%
QNBK.QA	Qatar National Bank QPSC	-2.12%	19.35	12.71	2.04	3.03%	-0.46%
IHGS.QA	Islamic Holding Group QPSC	-2.07%	1.89	338.10	0.78	0.00%	-13.50%
QEW.C.QA	Qatar Electricity and Water Co QSC	-1.84%	15.51	12.70	1.82	4.91%	-16.16%
SALM.QA	Salam International Investment QPSC	-1.49%	0.398	--	0.40	0.00%	-8.08%
BRES.QA	Barwa Real Estate Company QPSC	-1.18%	3.36	8.07	0.69	7.35%	-15.06%
QIGD.QA	Qatari Investors Group QSC	-1.04%	1.91	15.36	0.86	3.89%	-31.32%
QISB.QA	Qatar Islamic Bank QPSC	-0.93%	16	14.27	1.93	3.10%	5.72%
Average		-2.00%	6.6785	56.63	1.06	3.11%	-13.21%

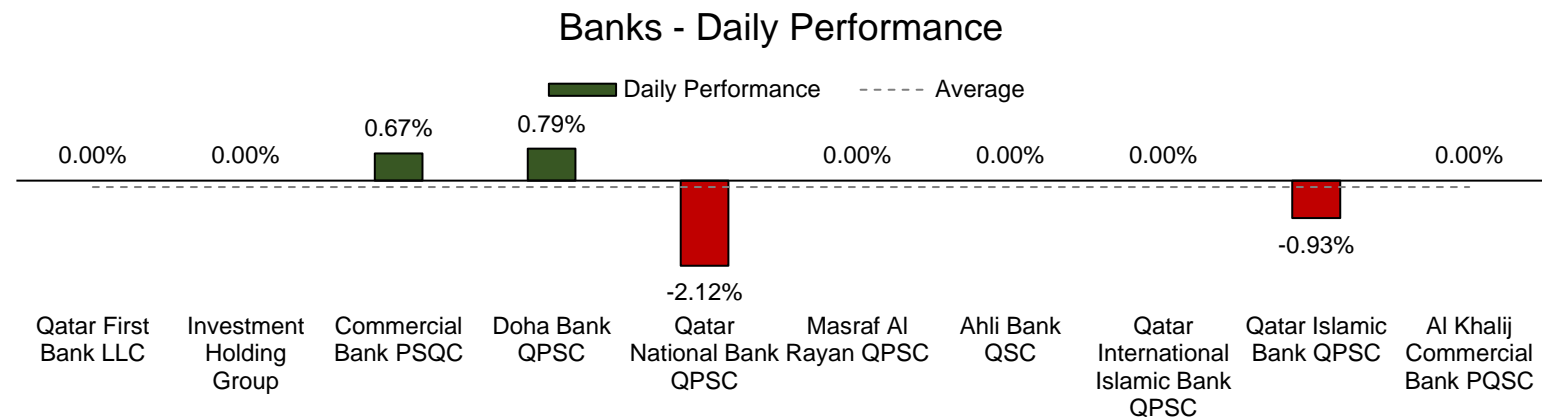
Qatar Stock Exchange – Daily Market Update

Top 10 Most Traded Shares



Ticker	Company	Top 10 Most Traded Shares by Volume
ERES.QA	Ezdan Holding Group QSC	9,104,930.00
MPHC.QA	Mesaieed Petrochemical Holding Co QSC	7,575,333.00
AHCS.QA	Aamal Co QPSC	7,372,292.00
QGMS.QA	Qatari German Company for Medical Devices QSC	6,816,311.00
QFBQ.QA	Qatar First Bank LLC	5,680,467.00
KCBK.QA	Al Khalij Commercial Bank PQSC	5,678,951.00
QNNC.QA	Qatar Navigation QPSC	2,827,687.00
VFQS.QA	Vodafone Qatar QSC	2,055,097.00
SALM.QA	Salam International Investment QPSC	1,667,569.00
QGTS.QA	Qatar Gas Transport Co Ltd	1,534,252.00
Average		5,031,288.90

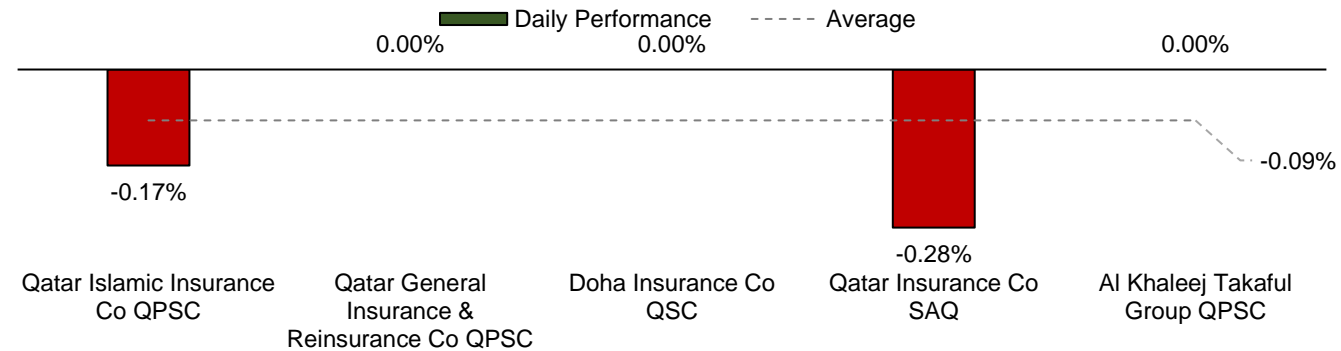
Qatar Stock Exchange – Daily Market Update



Company Name	Sector	Ticker	Daily Performance	Share Price	P/E Ratio	P/B Ratio	Dividend Yield	Year to Date
Qatar First Bank LLC	Banks	QFBQ.QA	0.00%	0.315	--	0.90	0.00%	-22.79%
Investment Holding Group	Banks	IGRD.QA	0.00%	0.514	6.79	0.55	4.86%	5.11%
Commercial Bank PSQC	Banks	COMB.QA	0.67%	4.53	12.20	0.89	3.33%	15.00%
Doha Bank QPSC	Banks	DOBK.QA	0.79%	2.54	11.97	0.59	3.97%	15.77%
Qatar National Bank QPSC	Banks	QNBK.QA	-2.12%	19.35	12.71	2.04	3.03%	-0.46%
Masraf Al Rayan QPSC	Banks	MARK.QA	0.00%	3.55	12.43	2.07	5.63%	-14.59%
Ahli Bank QSC	Banks	AABQ.QA	0.00%	3.45	11.89	1.41	2.64%	35.54%
Qatar International Islamic Bank QPSC	Banks	QIIB.QA	0.00%	8.7	15.42	1.97	4.60%	31.58%
Qatar Islamic Bank QPSC	Banks	QISB.QA	-0.93%	16	14.27	1.93	3.10%	5.72%
Al Khalij Commercial Bank PQSC	Banks	KCBK.QA	0.00%	1.18	6.79	0.63	6.36%	2.25%
Average			-0.16%	6.0129	11.61	1.30	3.75%	7.31%

Qatar Stock Exchange – Daily Market Update

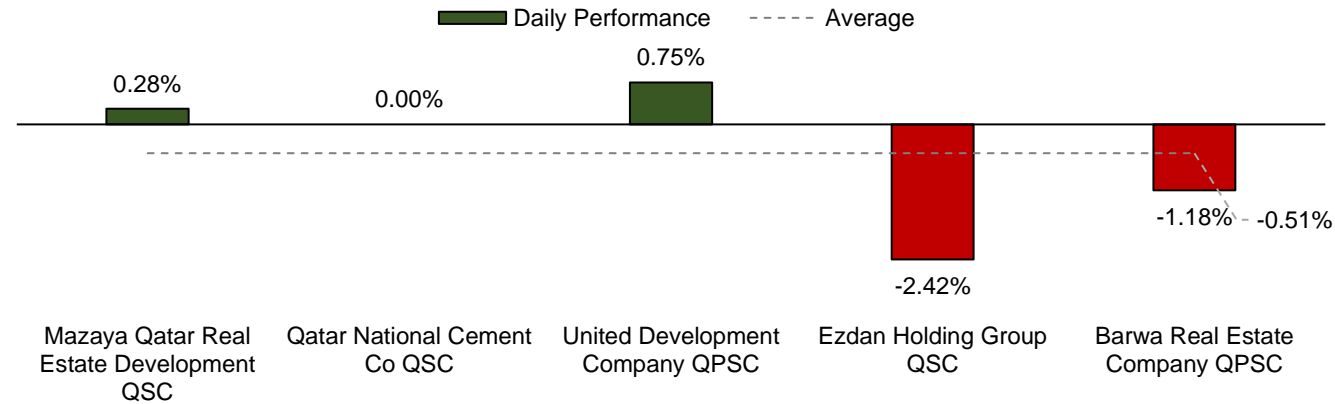
Insurance - Daily Performance



Company Name	Sector	Ticker	Daily Performance	Share Price	P/E Ratio	P/B Ratio	Dividend Yield
Qatar Islamic Insurance Co QPSC	Insurance	QIIC.QA	-0.17%	6.05	12.93	2.55	5.78%
Qatar General Insurance & Reinsurance Co QPSC	Insurance	QGIR.QA	0.00%	3.88	16.01	0.54	2.58%
Doha Insurance Co QSC	Insurance	DICO.QA	0.00%	1.07	8.81	0.50	7.48%
Qatar Insurance Co SAQ	Insurance	QINS.QA	-0.28%	3.55	19.18	1.19	4.21%
Al Khaleej Takaful Group QPSC	Insurance	KINS.QA	0.00%	1.83	14.98	0.88	2.73%
Average			-0.09%	3.28	14.38	1.13	4.56%

Qatar Stock Exchange – Daily Market Update

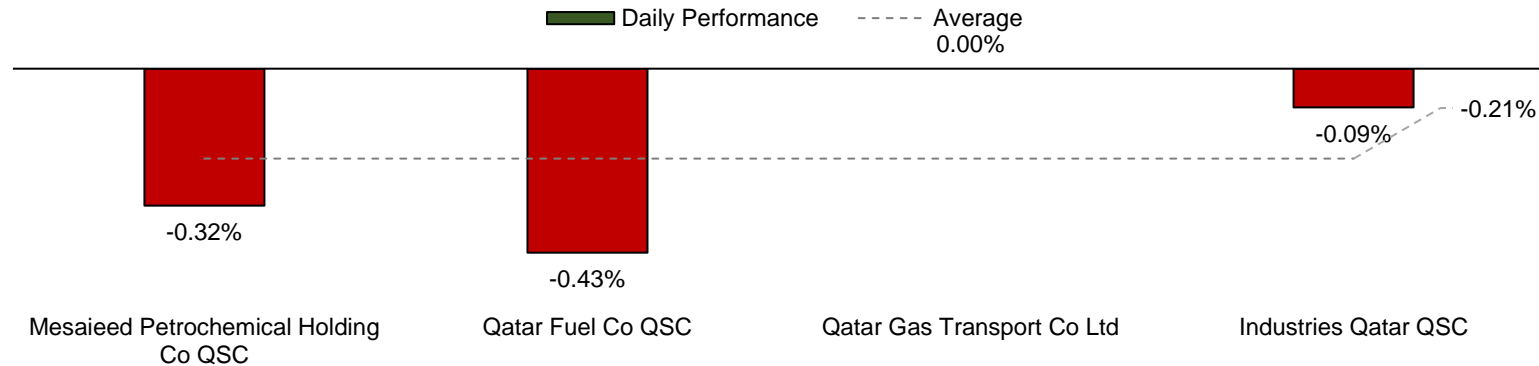
Real Estate - Daily Performance



Company Name	Sector	Ticker	Daily Performance	Share Price	P/E Ratio	P/B Ratio	Dividend Yield
Mazaya Qatar Real Estate Development QSC	Real Estate & Construction	MRDS.QA	0.28%	0.714	58.96	0.65	7.02%
Qatar National Cement Co QSC	Real Estate & Construction	QANC.QA	0.00%	6.1	14.27	1.33	8.20%
United Development Company QPSC	Real Estate & Construction	UDCD.QA	0.75%	1.34	10.20	0.44	7.52%
Ezdan Holding Group QSC	Real Estate & Construction	ERES.QA	-2.42%	0.644	39.53	0.54	0.00%
Barwa Real Estate Company QPSC	Real Estate & Construction	BRES.QA	-1.18%	3.36	8.07	0.69	7.35%
Average			-0.51%	2.43	26.21	0.73	6.02%

Qatar Stock Exchange – Daily Market Update

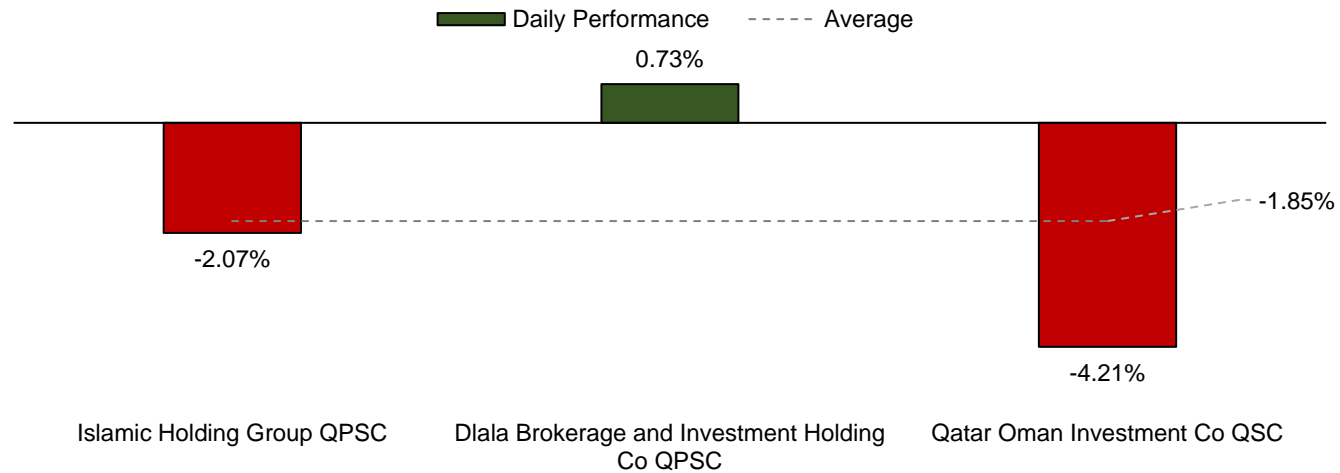
Chemicals - Daily Performance



Company Name	Sector	Ticker	Daily Performance	Share Price	P/E Ratio	P/B Ratio	Dividend Yield	Year to Date
Mesaieed Petrochemical Holding Co QSC	Chemicals	MPHC.QA	-0.32%	3.08	37.48	2.69	2.59%	103.59%
Qatar Fuel Co QSC	Chemicals	QFLS.QA	-0.43%	23.4	19.30	2.98	3.40%	40.97%
Qatar Gas Transport Co Ltd	Chemicals	QGTS.QA	0.00%	2.38	14.29	2.09	4.20%	29.95%
Industries Qatar QSC	Chemicals	IQCD.QA	-0.09%	11.15	16.95	2.03	5.38%	-16.55%
Average			-0.21%	10.00	22.01	2.45	3.89%	39.49%

Qatar Stock Exchange – Daily Market Update

Investment Management - Daily Performance



Company Name	Sector	Ticker	Daily Performance	Share Price	P/E Ratio	P/B Ratio	Dividend Yield
Islamic Holding Group QPSC	Investment Management	IHGS.QA	-2.07%	1.89	338.10	0.78	0.00%
Dlala Brokerage and Investment Holding Co QPSC	Investment Management	DBIS.QA	0.73%	0.69	--	0.93	--
Qatar Oman Investment Co QSC	Investment Management	QOIS.QA	-4.21%	0.523	55.52	0.56	5.49%
Average			-1.85%	1.03	196.81	0.76	2.75%