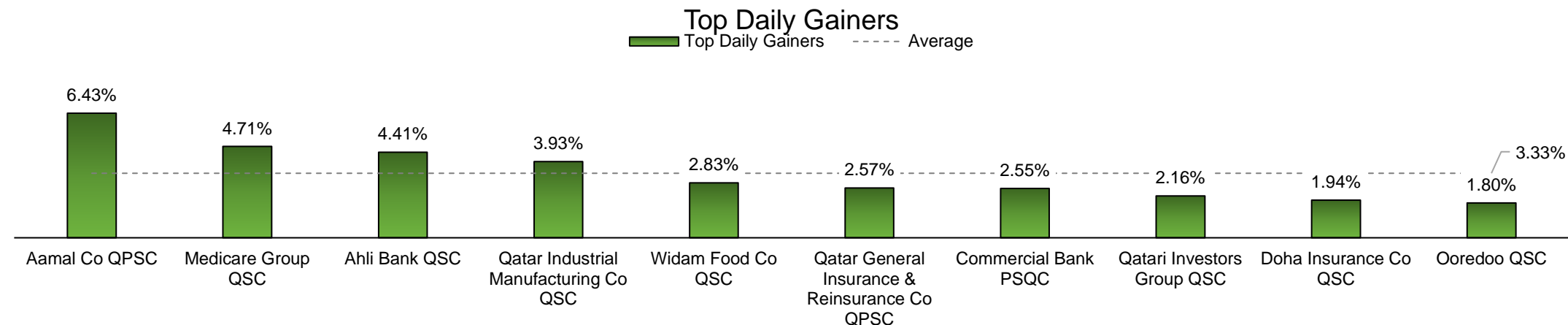


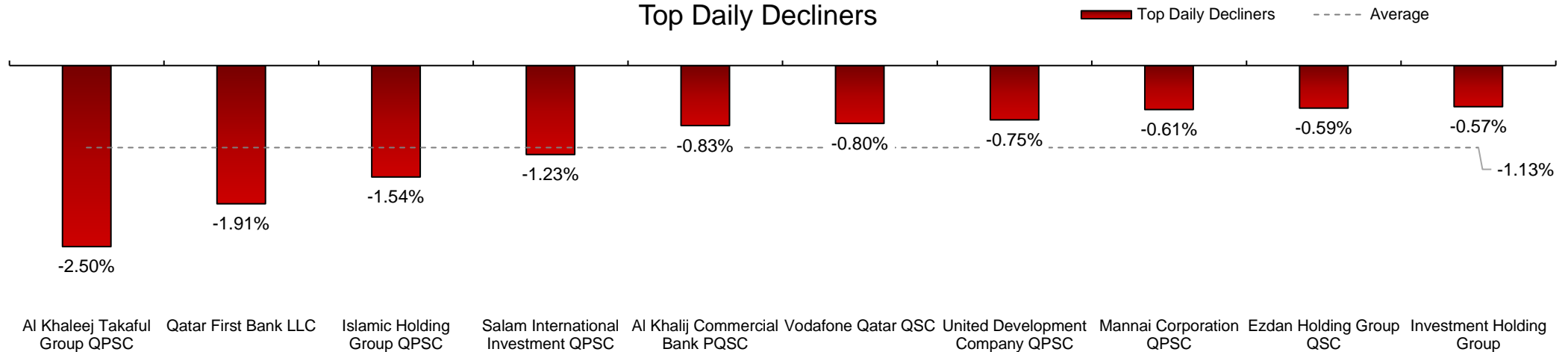
# Qatar Stock Exchange – Daily Market Update



Ticker	Company Name	Top Daily Gainers	Share Price	P/E Ratio	P/B	Dividend Yield	Year to Date
AHCS.QA	Aamal Co QPSC	6.43%	0.745	11.78	0.60	8.05%	-15.72%
MCGS.QA	Medicare Group QSC	4.71%	8	26.46	2.32	3.75%	26.78%
AABQ.QA	Ahli Bank QSC	4.41%	3.55	12.23	1.45	2.56%	39.46%
QIMC.QA	Qatar Industrial Manufacturing Co QSC	3.93%	3.7	10.87	1.11	6.76%	-13.35%
WDAM.QA	Widam Food Co QSC	2.83%	6.18	10.03	3.44	7.28%	-11.71%
QGIR.QA	Qatar General Insurance & Reinsurance Co QPSC	2.57%	3.59	14.82	0.50	2.79%	-20.01%
COMB.QA	Commercial Bank PSQC	2.55%	4.42	11.91	0.87	3.39%	12.21%
QIGD.QA	Qatari Investors Group QSC	2.16%	1.89	15.20	0.85	3.97%	-32.04%
DICO.QA	Doha Insurance Co QSC	1.94%	1.05	8.65	0.49	7.62%	-19.79%
ORDS.QA	Ooredoo QSC	1.80%	7.36	13.73	1.06	3.40%	-1.87%
<b>Average</b>		<b>3.33%</b>	<b>4.0485</b>	<b>13.57</b>	<b>1.2695</b>	<b>4.96%</b>	<b>-3.60%</b>

# Qatar Stock Exchange – Daily Market Update

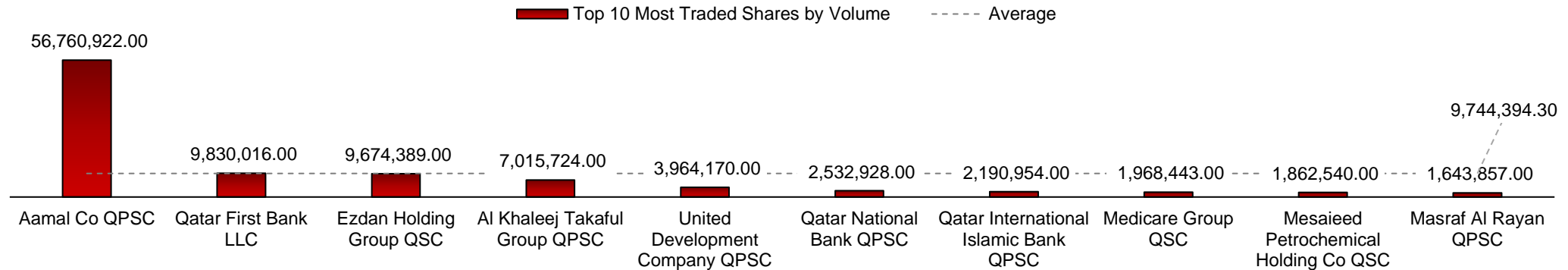
## Top Daily Decliners



Ticker	Company	Top Daily Decliners	Share Price	P/E Ratio	P/B Ratio	Dividend Yield	Year to Date
KINS.QA	Al Khaleej Takaful Group QPSC	-2.50%	1.95	15.96	0.94	2.56%	127.01%
QFBQ.QA	Qatar First Bank LLC	-1.91%	0.308	--	0.88	0.00%	-24.51%
IHGS.QA	Islamic Holding Group QPSC	-1.54%	1.92	343.47	0.80	0.00%	-12.13%
SALM.QA	Salam International Investment QPSC	-1.23%	0.402	--	0.40	0.00%	-7.16%
KCBK.QA	Al Khalij Commercial Bank PQSC	-0.83%	1.19	6.85	0.64	6.30%	3.12%
VFQS.QA	Vodafone Qatar QSC	-0.80%	1.24	35.62	1.18	4.03%	-20.61%
UDCD.QA	United Development Company QPSC	-0.75%	1.32	10.05	0.44	7.58%	-10.51%
MCCS.QA	Mannai Corporation QPSC	-0.61%	3.28	4.57	0.58	6.10%	-40.31%
ERES.QA	Ezdan Holding Group QSC	-0.59%	0.67	41.13	0.56	0.00%	-48.38%
IGRD.QA	Investment Holding Group	-0.57%	0.524	6.92	0.56	4.77%	7.16%
<b>Average</b>		<b>-1.13%</b>	<b>1.2804</b>	<b>58.07</b>	<b>0.70</b>	<b>3.13%</b>	<b>-2.63%</b>

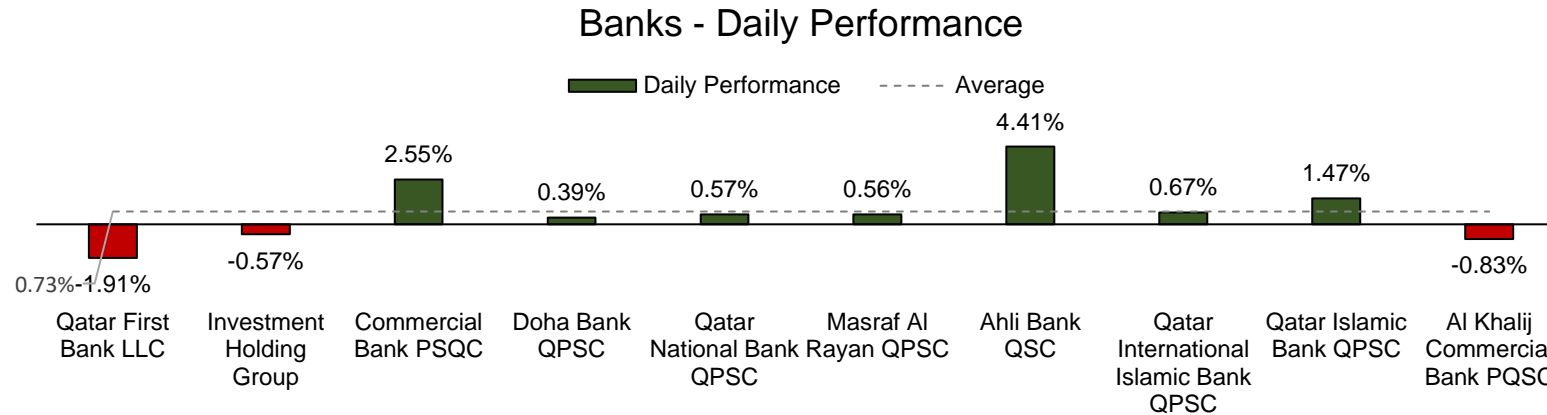
# Qatar Stock Exchange – Daily Market Update

## Top 10 Most Traded Shares



Ticker	Company	Top 10 Most Traded Shares by Volume
AHCS.QA	Aamal Co QPSC	56,760,922.00
QFBQ.QA	Qatar First Bank LLC	9,830,016.00
ERES.QA	Ezdan Holding Group QSC	9,674,389.00
KINS.QA	Al Khaleej Takaful Group QPSC	7,015,724.00
UDCD.QA	United Development Company QPSC	3,964,170.00
QNBK.QA	Qatar National Bank QPSC	2,532,928.00
QIIB.QA	Qatar International Islamic Bank QPSC	2,190,954.00
MCGS.QA	Medicare Group QSC	1,968,443.00
MPHC.QA	Mesaieed Petrochemical Holding Co QSC	1,862,540.00
MARK.QA	Masraf Al Rayan QPSC	1,643,857.00
<b>Average</b>		<b>9,744,394.30</b>

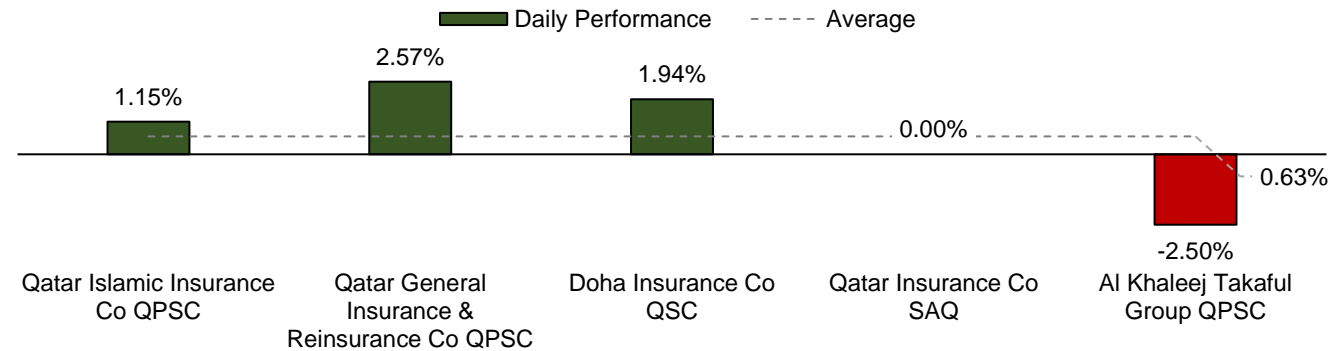
# Qatar Stock Exchange – Daily Market Update



Company Name	Sector	Ticker	Daily Performance	Share Price	P/E Ratio	P/B Ratio	Dividend Yield	Year to Date
Qatar First Bank LLC	Banks	QFBQ.QA	-1.91%	0.308	--	0.88	0.00%	-24.51%
Investment Holding Group	Banks	IGRD.QA	-0.57%	0.524	6.92	0.56	4.77%	7.16%
Commercial Bank PSQC	Banks	COMB.QA	2.55%	4.42	11.91	0.87	3.39%	12.21%
Doha Bank QPSC	Banks	DOBK.QA	0.39%	2.58	12.15	0.60	3.88%	16.22%
Qatar National Bank QPSC	Banks	QNBK.QA	0.57%	19.4	12.74	2.04	3.09%	-1.18%
Masraf Al Rayan QPSC	Banks	MARK.QA	0.56%	3.56	12.46	2.08	5.62%	-14.59%
Ahli Bank QSC	Banks	AABQ.QA	4.41%	3.55	12.23	1.45	2.56%	39.46%
Qatar International Islamic Bank QPSC	Banks	QIIB.QA	0.67%	8.99	15.94	2.04	4.45%	35.96%
Qatar Islamic Bank QPSC	Banks	QISB.QA	1.47%	15.83	14.11	1.91	3.16%	4.14%
Al Khalij Commercial Bank PQSC	Banks	KCBK.QA	-0.83%	1.19	6.85	0.64	6.30%	3.12%
<b>Average</b>			<b>0.73%</b>	<b>6.0352</b>	<b>11.70</b>	<b>1.31</b>	<b>3.72%</b>	<b>7.80%</b>

# Qatar Stock Exchange – Daily Market Update

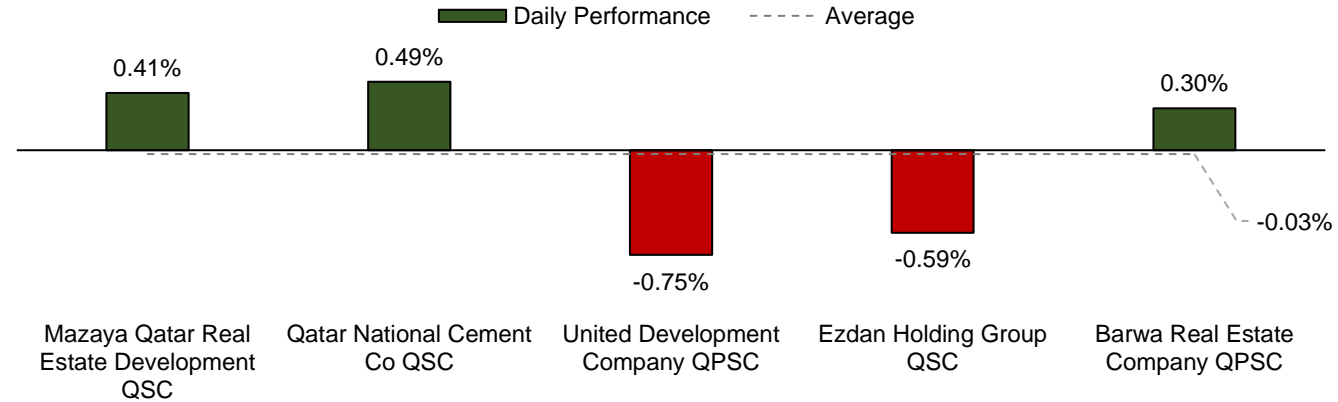
## Insurance - Daily Performance



Company Name	Sector	Ticker	Daily Performance	Share Price	P/E Ratio	P/B Ratio	Dividend Yield
Qatar Islamic Insurance Co QPSC	Insurance	QIIC.QA	1.15%	6.17	13.19	2.60	5.67%
Qatar General Insurance & Reinsurance Co QPSC	Insurance	QGIR.QA	2.57%	3.59	14.82	0.50	2.79%
Doha Insurance Co QSC	Insurance	DICO.QA	1.94%	1.05	8.65	0.49	7.62%
Qatar Insurance Co SAQ	Insurance	QINS.QA	0.00%	3.35	18.10	1.12	4.48%
Al Khaleej Takaful Group QPSC	Insurance	KINS.QA	-2.50%	1.95	15.96	0.94	2.56%
<b>Average</b>			<b>0.63%</b>	<b>3.22</b>	<b>14.14</b>	<b>1.13</b>	<b>4.62%</b>

# Qatar Stock Exchange – Daily Market Update

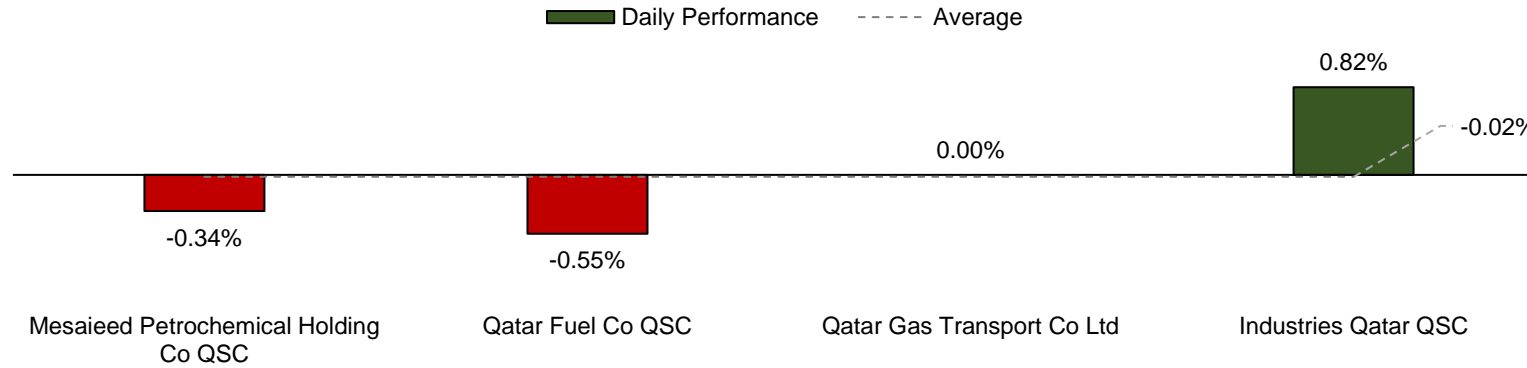
## Real Estate - Daily Performance



Company Name	Sector	Ticker	Daily Performance	Share Price	P/E Ratio	P/B Ratio	Dividend Yield
Mazaya Qatar Real Estate Development QSC	Real Estate & Construction	MRDS.QA	0.41%	0.74	61.11	0.68	6.76%
Qatar National Cement Co QSC	Real Estate & Construction	QANC.QA	0.49%	6.17	14.43	1.34	8.10%
United Development Company QPSC	Real Estate & Construction	UDCD.QA	-0.75%	1.32	10.05	0.44	7.58%
Ezdan Holding Group QSC	Real Estate & Construction	ERES.QA	-0.59%	0.67	41.13	0.56	0.00%
Barwa Real Estate Company QPSC	Real Estate & Construction	BRES.QA	0.30%	3.36	8.07	0.69	7.44%
<b>Average</b>			<b>-0.03%</b>	<b>2.45</b>	<b>26.96</b>	<b>0.74</b>	<b>5.98%</b>

# Qatar Stock Exchange – Daily Market Update

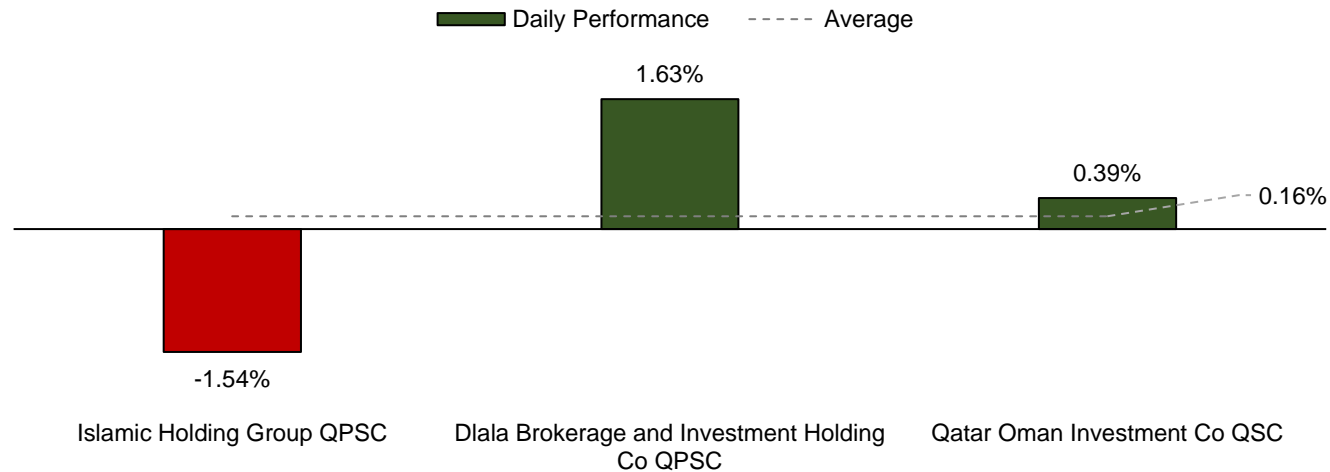
## Chemicals - Daily Performance



Company Name	Sector	Ticker	Daily Performance	Share Price	P/E Ratio	P/B Ratio	Dividend Yield	Year to Date
Mesaieed Petrochemical Holding Co QSC	Chemicals	MPHC.QA	-0.34%	2.97	36.14	2.60	2.69%	97.60%
Qatar Fuel Co QSC	Chemicals	QFLS.QA	-0.55%	23.4	19.30	2.98	3.42%	40.97%
Qatar Gas Transport Co Ltd	Chemicals	QGTS.QA	0.00%	2.41	14.47	2.12	4.15%	34.41%
Industries Qatar QSC	Chemicals	IQCD.QA	0.82%	11	16.72	2.01	5.45%	-17.67%
<b>Average</b>			<b>-0.02%</b>	<b>9.95</b>	<b>21.66</b>	<b>2.42</b>	<b>3.93%</b>	<b>38.83%</b>

# Qatar Stock Exchange – Daily Market Update

## Investment Management - Daily Performance



Company Name	Sector	Ticker	Daily Performance	Share Price	P/E Ratio	P/B Ratio	Dividend Yield
Islamic Holding Group QPSC	Investment Management	IHGS.QA	-1.54%	1.92	343.47	0.80	0.00%
Dlala Brokerage and Investment Holding Co QPSC	Investment Management	DBIS.QA	1.63%	0.687	--	0.93	--
Qatar Oman Investment Co QSC	Investment Management	QOIS.QA	0.39%	0.512	54.35	0.54	5.86%
<b>Average</b>			<b>0.16%</b>	<b>1.04</b>	<b>198.91</b>	<b>0.76</b>	<b>2.93%</b>