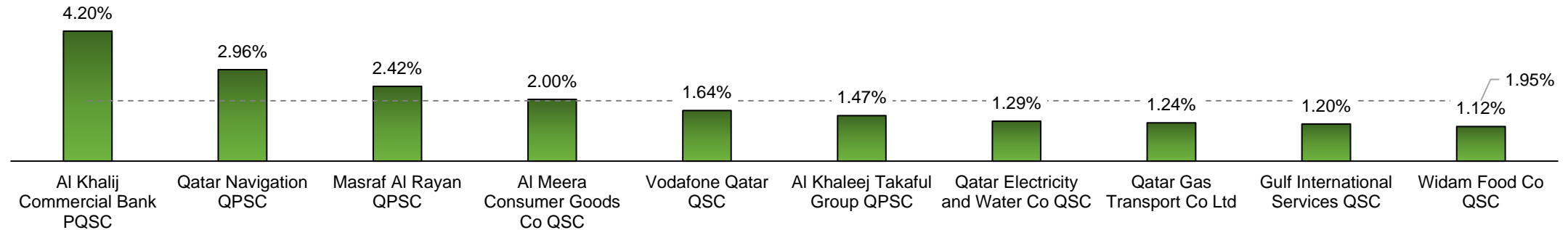


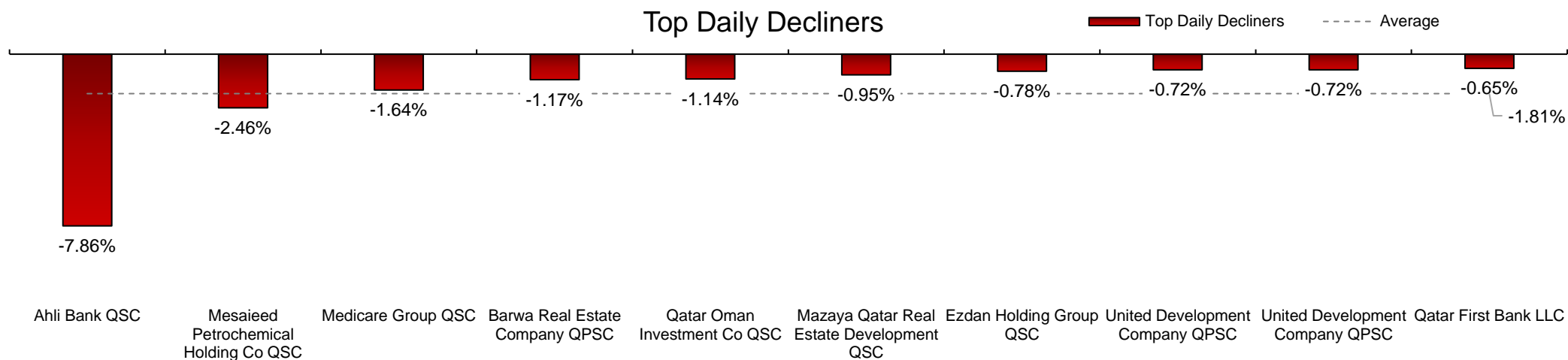
Qatar Stock Exchange – Daily Market Update

Top Daily Gainers
█ Top Daily Gainers - - - - Average



Ticker	Company Name	Top Daily Gainers	Share Price	P/E Ratio	P/B	Dividend Yield	Year to Date
KCBK.QA	Al Khalij Commercial Bank PQSC	4.20%	1.24	7.14	0.66	6.30%	7.45%
QNNC.QA	Qatar Navigation QPSC	2.96%	6.6	14.01	0.53	4.68%	-0.02%
MARK.QA	Masraf Al Rayan QPSC	2.42%	3.81	13.34	2.22	5.38%	-8.59%
MERS.QA	Al Meera Consumer Goods Co QSC	2.00%	15.8	17.16	2.37	5.49%	6.76%
VFQS.QA	Vodafone Qatar QSC	1.64%	1.24	35.62	1.18	4.10%	-20.61%
KINS.QA	Al Khaleej Takaful Group QPSC	1.47%	2.07	16.94	1.00	2.45%	140.98%
QEWC.QA	Qatar Electricity and Water Co QSC	1.29%	15.7	12.85	1.84	5.00%	-15.14%
QGTS.QA	Qatar Gas Transport Co Ltd	1.24%	2.44	14.65	2.14	4.15%	36.08%
GISS.QA	Gulf International Services QSC	1.20%	1.68	--	0.88	0.00%	-1.18%
WDAM.QA	Widam Food Co QSC	1.12%	6.3	10.23	3.51	7.22%	-10.00%
Average		1.95%	5.688	15.77	1.6325	4.48%	13.57%

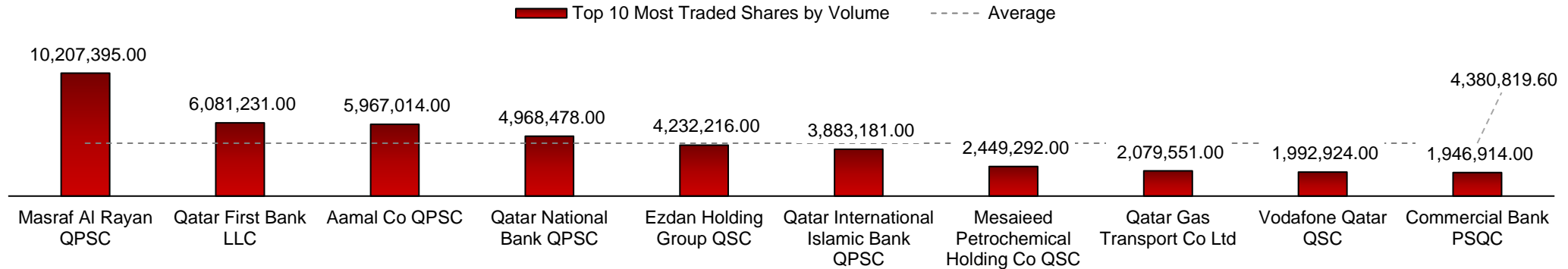
Qatar Stock Exchange – Daily Market Update



Ticker	Company	Top Daily Decliners	Share Price	P/E Ratio	P/B Ratio	Dividend Yield	Year to Date
AABQ.QA	Ahli Bank QSC	-7.86%	3.4	11.71	1.39	2.46%	33.57%
MPHC.QA	Mesaieed Petrochemical Holding Co QSC	-2.46%	2.77	33.71	2.42	2.82%	84.30%
MCGS.QA	Medicare Group QSC	-1.64%	7.8	25.80	2.26	3.78%	23.61%
BRES.QA	Barwa Real Estate Company QPSC	-1.17%	3.39	8.14	0.70	7.29%	-15.06%
QOIS.QA	Qatar Oman Investment Co QSC	-1.14%	0.52	55.20	0.55	5.70%	-2.62%
MRDS.QA	Mazaya Qatar Real Estate Development QSC	-0.95%	0.733	60.53	0.67	6.76%	-6.03%
ERES.QA	Ezdan Holding Group QSC	-0.78%	0.64	39.29	0.53	0.00%	-50.69%
UDCD.QA	United Development Company QPSC	-0.72%	1.38	10.51	0.46	7.19%	-6.44%
UDCD.QA	United Development Company QPSC	-0.72%	1.38	10.51	0.46	7.19%	-6.44%
QFBQ.QA	Qatar First Bank LLC	-0.65%	0.305	--	0.87	0.00%	-25.25%
Average		-1.81%	2.2318	28.38	1.03	4.32%	2.90%

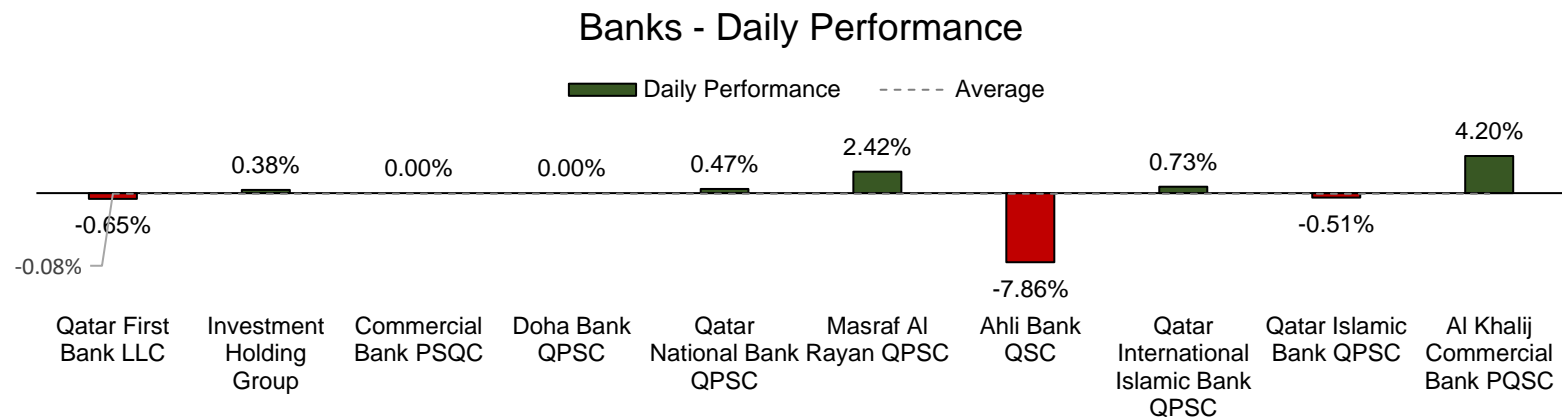
Qatar Stock Exchange – Daily Market Update

Top 10 Most Traded Shares



Ticker	Company	Top 10 Most Traded Shares by Volume
MARK.QA	Masraf Al Rayan QPSC	10,207,395.00
QFBQ.QA	Qatar First Bank LLC	6,081,231.00
AHCS.QA	Aamal Co QPSC	5,967,014.00
QNBK.QA	Qatar National Bank QPSC	4,968,478.00
ERES.QA	Ezzan Holding Group QSC	4,232,216.00
QIIB.QA	Qatar International Islamic Bank QPSC	3,883,181.00
MPHC.QA	Mesaieed Petrochemical Holding Co QSC	2,449,292.00
QGTS.QA	Qatar Gas Transport Co Ltd	2,079,551.00
VFQS.QA	Vodafone Qatar QSC	1,992,924.00
COMB.QA	Commercial Bank PSQC	1,946,914.00
Average		4,380,819.60

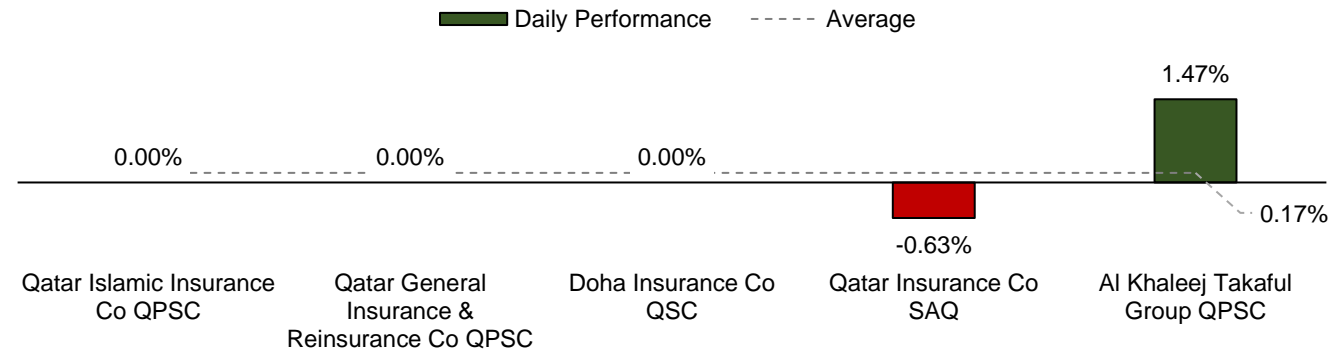
Qatar Stock Exchange – Daily Market Update



Company Name	Sector	Ticker	Daily Performance	Share Price	P/E Ratio	P/B Ratio	Dividend Yield	Year to Date
Qatar First Bank LLC	Banks	QFBQ.QA	-0.65%	0.305	--	0.87	0.00%	-25.25%
Investment Holding Group	Banks	IGRD.QA	0.38%	0.533	7.04	0.57	4.71%	9.00%
Commercial Bank PSQC	Banks	COMB.QA	0.00%	4.5	12.12	0.88	3.33%	14.24%
Doha Bank QPSC	Banks	DOBK.QA	0.00%	2.58	12.15	0.60	3.88%	16.22%
Qatar National Bank QPSC	Banks	QNBK.QA	0.47%	19.4	12.64	1.95	3.11%	-0.51%
Masraf Al Rayan QPSC	Banks	MARK.QA	2.42%	3.81	13.34	2.22	5.38%	-8.59%
Ahli Bank QSC	Banks	AABQ.QA	-7.86%	3.4	11.71	1.39	2.46%	33.57%
Qatar International Islamic Bank QPSC	Banks	QIIB.QA	0.73%	9.62	17.06	2.18	4.19%	45.49%
Qatar Islamic Bank QPSC	Banks	QISB.QA	-0.51%	15.52	13.84	1.87	3.21%	2.11%
Al Khalij Commercial Bank PQSC	Banks	KCBK.QA	4.20%	1.24	7.14	0.66	6.30%	7.45%
Average			-0.08%	6.0908	11.89	1.32	3.66%	9.37%

Qatar Stock Exchange – Daily Market Update

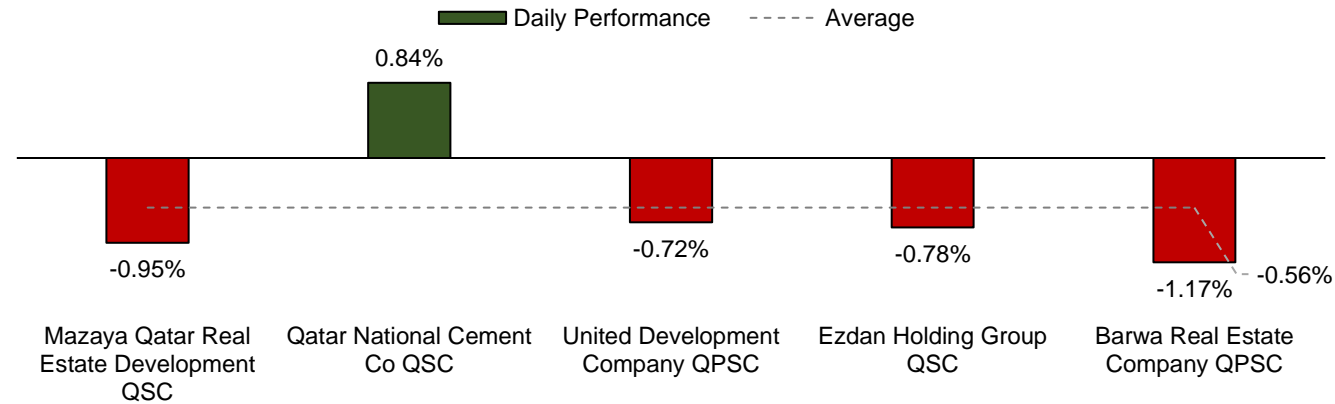
Insurance - Daily Performance



Company Name	Sector	Ticker	Daily Performance	Share Price	P/E Ratio	P/B Ratio	Dividend Yield
Qatar Islamic Insurance Co QPSC	Insurance	QIIC.QA	0.00%	6.75	14.42	2.85	5.19%
Qatar General Insurance & Reinsurance Co QPSC	Insurance	QGIR.QA	0.00%	3.43	14.16	0.48	2.92%
Doha Insurance Co QSC	Insurance	DICO.QA	0.00%	1	8.23	0.47	8.00%
Qatar Insurance Co SAQ	Insurance	QINS.QA	-0.63%	3.16	17.07	1.06	4.72%
Al Khaleej Takaful Group QPSC	Insurance	KINS.QA	1.47%	2.07	16.94	1.00	2.45%
Average			0.17%	3.28	14.17	1.17	4.65%

Qatar Stock Exchange – Daily Market Update

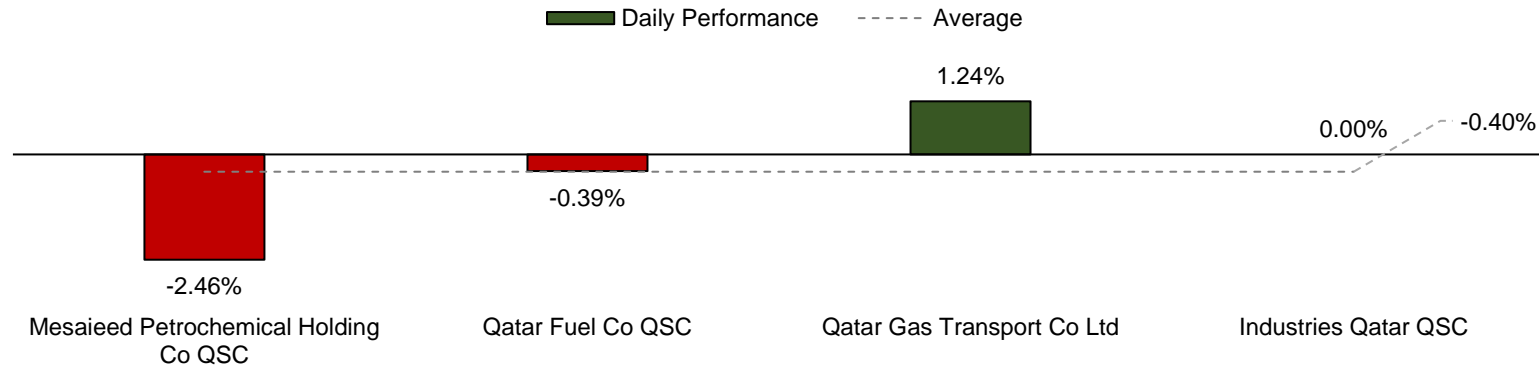
Real Estate - Daily Performance



Company Name	Sector	Ticker	Daily Performance	Share Price	P/E Ratio	P/B Ratio	Dividend Yield
Mazaya Qatar Real Estate Development QSC	Real Estate & Construction	MRDS.QA	-0.95%	0.733	60.53	0.67	6.76%
Qatar National Cement Co QSC	Real Estate & Construction	QANC.QA	0.84%	6	14.03	1.31	8.40%
United Development Company QPSC	Real Estate & Construction	UDCD.QA	-0.72%	1.38	10.51	0.46	7.19%
Ezdan Holding Group QSC	Real Estate & Construction	ERES.QA	-0.78%	0.64	39.29	0.53	0.00%
Barwa Real Estate Company QPSC	Real Estate & Construction	BRES.QA	-1.17%	3.39	8.14	0.70	7.29%
Average			-0.56%	2.43	26.50	0.73	5.93%

Qatar Stock Exchange – Daily Market Update

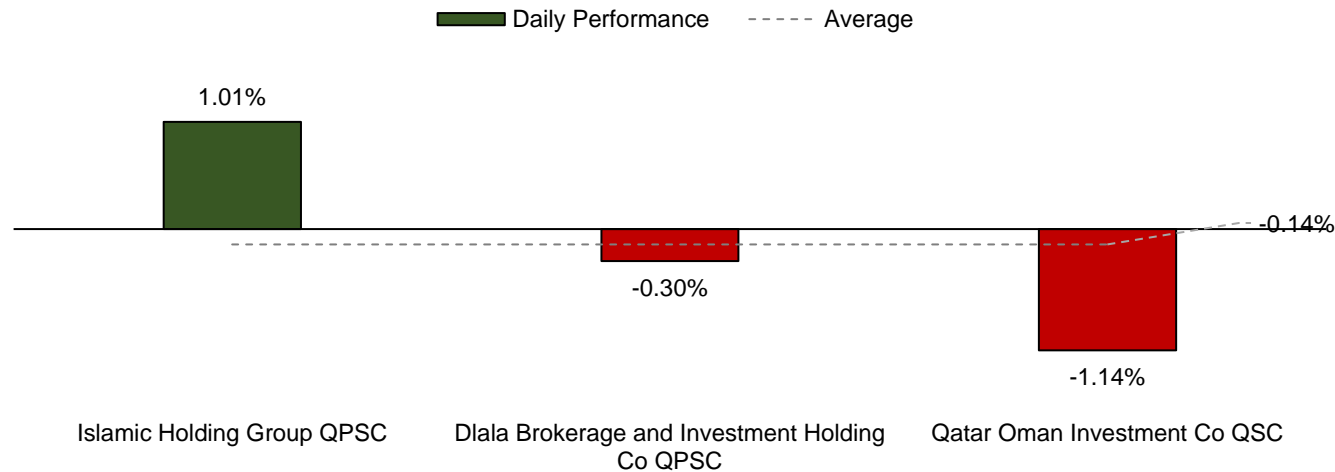
Chemicals - Daily Performance



Company Name	Sector	Ticker	Daily Performance	Share Price	P/E Ratio	P/B Ratio	Dividend Yield	Year to Date
Mesaieed Petrochemical Holding Co QSC	Chemicals	MPHC.QA	-2.46%	2.77	33.71	2.42	2.82%	84.30%
Qatar Fuel Co QSC	Chemicals	QFLS.QA	-0.39%	22.9	18.89	2.91	3.48%	37.96%
Qatar Gas Transport Co Ltd	Chemicals	QGTS.QA	1.24%	2.44	14.65	2.14	4.15%	36.08%
Industries Qatar QSC	Chemicals	IQCD.QA	0.00%	10.95	16.65	2.00	5.48%	-18.05%
Average			-0.40%	9.77	20.97	2.37	3.98%	35.07%

Qatar Stock Exchange – Daily Market Update

Investment Management - Daily Performance



Company Name	Sector	Ticker	Daily Performance	Share Price	P/E Ratio	P/B Ratio	Dividend Yield
Islamic Holding Group QPSC	Investment Management	IHGS.QA	1.01%	2	357.78	0.83	0.00%
Dlala Brokerage and Investment Holding Co QPSC	Investment Management	DBIS.QA	-0.30%	0.675	--	0.91	--
Qatar Oman Investment Co QSC	Investment Management	QOIS.QA	-1.14%	0.52	55.20	0.55	5.70%
Average			-0.14%	1.07	206.49	0.76	2.85%