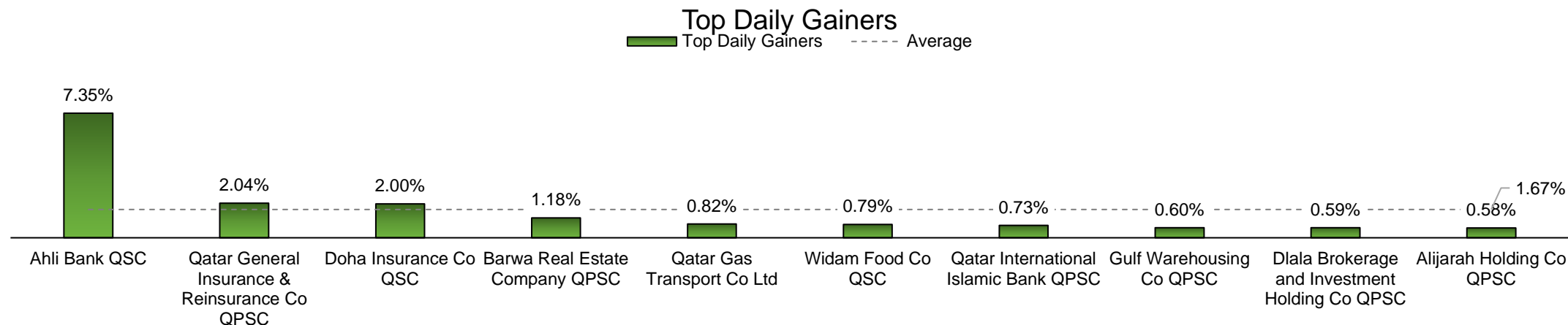
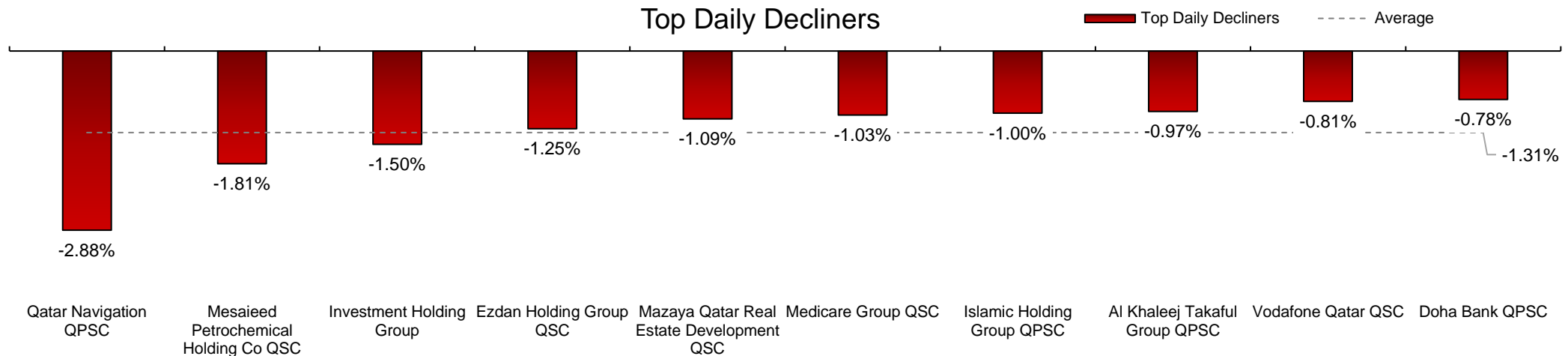


Qatar Stock Exchange – Daily Market Update



Ticker	Company Name	Top Daily Gainers	Share Price	P/E Ratio	P/B	Dividend Yield	Year to Date
AABQ.QA	Ahli Bank QSC	7.35%	3.65	12.58	1.49	2.67%	43.39%
QGIR.QA	Qatar General Insurance & Reinsurance Co QPSC	2.04%	3.5	14.44	0.49	2.92%	-22.01%
DICO.QA	Doha Insurance Co QSC	2.00%	1.02	8.40	0.48	8.00%	-22.08%
BRES.QA	Barwa Real Estate Company QPSC	1.18%	3.43	8.23	0.71	7.37%	-14.31%
QGTS.QA	Qatar Gas Transport Co Ltd	0.82%	2.46	14.77	2.16	4.10%	37.76%
WDAM.QA	Widam Food Co QSC	0.79%	6.35	10.31	3.54	7.14%	-9.29%
QIIB.QA	Qatar International Islamic Bank QPSC	0.73%	9.69	17.18	2.20	4.16%	45.95%
GWCS.QA	Gulf Warehousing Co QPSC	0.60%	5	12.03	1.75	3.82%	29.71%
DBIS.QA	Dlala Brokerage and Investment Holding Co QPSC	0.59%	0.679	--	0.92	--	-32.10%
NLCS.QA	Alijarah Holding Co QPSC	0.58%	0.69	47.26	0.49	7.29%	-21.50%
Average		1.67%	3.6469	16.13	1.4217	5.27%	3.55%

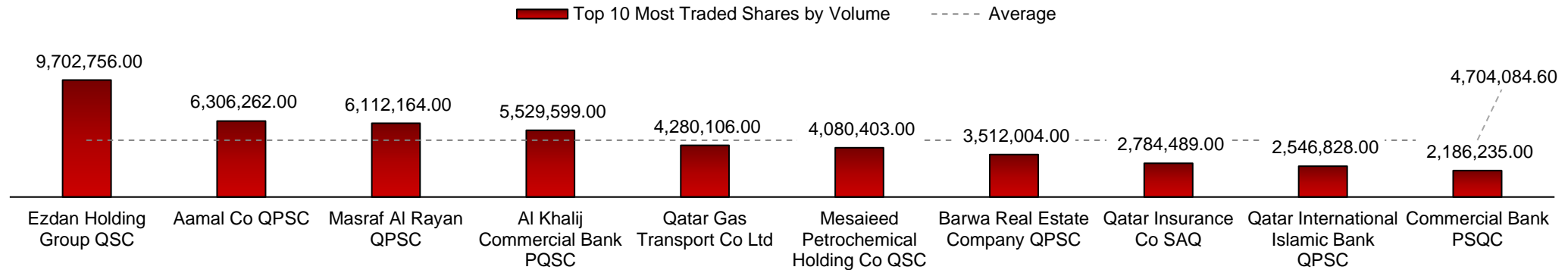
Qatar Stock Exchange – Daily Market Update



Ticker	Company	Top Daily Decliners	Share Price	P/E Ratio	P/B Ratio	Dividend Yield	Year to Date
QNNC.QA	Qatar Navigation QPSC	-2.88%	6.41	13.60	0.51	4.55%	-2.89%
MPHC.QA	Mesaieed Petrochemical Holding Co QSC	-1.81%	2.72	33.10	2.38	2.89%	80.31%
IGRD.QA	Investment Holding Group	-1.50%	0.525	6.93	0.57	4.69%	7.36%
ERES.QA	Ezdan Holding Group QSC	-1.25%	0.632	38.80	0.53	0.00%	-51.31%
MRDS.QA	Mazaya Qatar Real Estate Development QSC	-1.09%	0.725	59.87	0.66	6.82%	-7.05%
MCGS.QA	Medicare Group QSC	-1.03%	7.72	25.53	2.24	3.85%	22.66%
IHGS.QA	Islamic Holding Group QPSC	-1.00%	1.98	354.20	0.82	0.00%	-9.38%
KINS.QA	Al Khaleej Takaful Group QPSC	-0.97%	2.05	16.78	0.99	2.42%	138.65%
VFQS.QA	Vodafone Qatar QSC	-0.81%	1.23	35.33	1.17	4.03%	-21.25%
DOBK.QA	Doha Bank QPSC	-0.78%	2.56	12.06	0.60	3.88%	15.32%
Average		-1.31%	2.6552	59.62	1.05	3.31%	17.24%

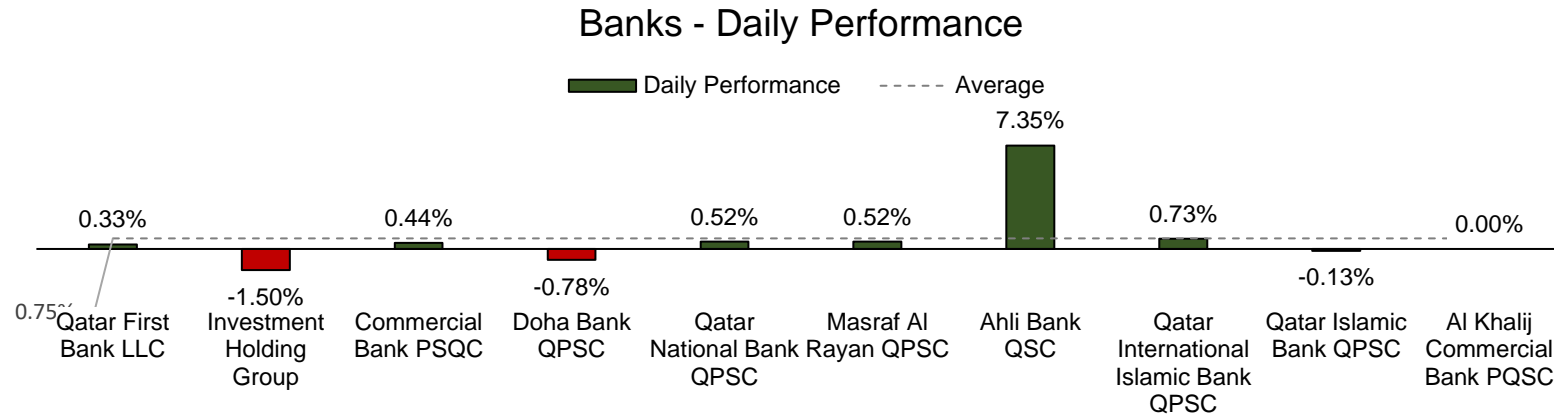
Qatar Stock Exchange – Daily Market Update

Top 10 Most Traded Shares



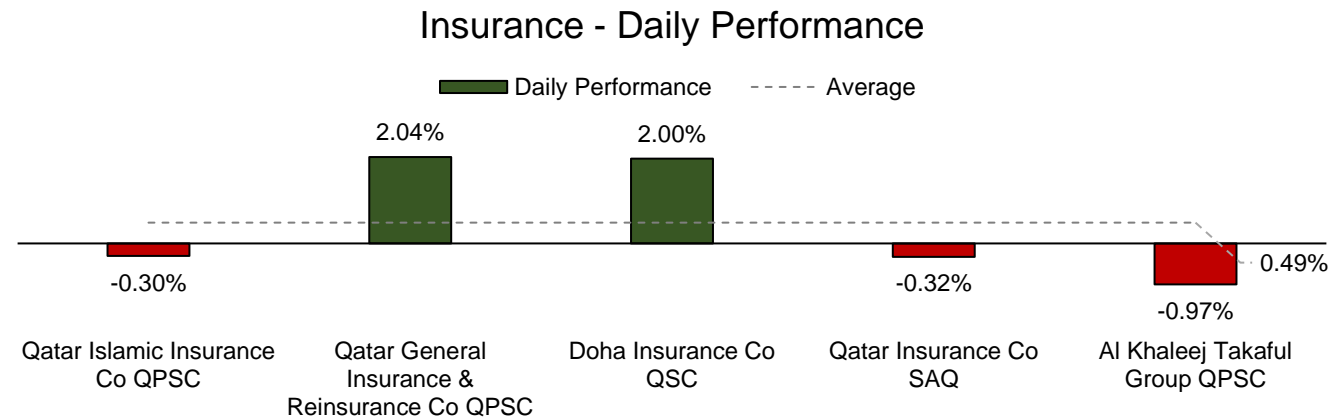
Ticker	Company	Top 10 Most Traded Shares by Volume
ERES.QA	Ezdan Holding Group QSC	9,702,756.00
AHCS.QA	Aamal Co QPSC	6,306,262.00
MARK.QA	Masraf Al Rayan QPSC	6,112,164.00
KCBK.QA	Al Khalij Commercial Bank PQSC	5,529,599.00
QGTS.QA	Qatar Gas Transport Co Ltd	4,280,106.00
MPHC.QA	Mesaieed Petrochemical Holding Co QSC	4,080,403.00
BRES.QA	Barwa Real Estate Company QPSC	3,512,004.00
QINS.QA	Qatar Insurance Co SAQ	2,784,489.00
QIIB.QA	Qatar International Islamic Bank QPSC	2,546,828.00
COMB.QA	Commercial Bank PSQC	2,186,235.00
Average		4,704,084.60

Qatar Stock Exchange – Daily Market Update



Company Name	Sector	Ticker	Daily Performance	Share Price	P/E Ratio	P/B Ratio	Dividend Yield	Year to Date
Qatar First Bank LLC	Banks	QFBQ.QA	0.33%	0.306	--	0.87	0.00%	-25.00%
Investment Holding Group	Banks	IGRD.QA	-1.50%	0.525	6.93	0.57	4.69%	7.36%
Commercial Bank PSQC	Banks	COMB.QA	0.44%	4.52	12.18	0.89	3.33%	14.75%
Doha Bank QPSC	Banks	DOBK.QA	-0.78%	2.56	12.06	0.60	3.88%	15.32%
Qatar National Bank QPSC	Banks	QNBK.QA	0.52%	19.5	12.71	1.96	3.09%	-0.15%
Masraf Al Rayan QPSC	Banks	MARK.QA	0.52%	3.83	13.41	2.23	5.25%	-8.35%
Ahli Bank QSC	Banks	AABQ.QA	7.35%	3.65	12.58	1.49	2.67%	43.39%
Qatar International Islamic Bank QPSC	Banks	QIIB.QA	0.73%	9.69	17.18	2.20	4.16%	45.95%
Qatar Islamic Bank QPSC	Banks	QISB.QA	-0.13%	15.5	13.82	1.87	3.22%	2.37%
Al Khalij Commercial Bank PQSC	Banks	KCBK.QA	0.00%	1.24	7.14	0.66	6.05%	7.45%
Average			0.75%	6.1321	12.00	1.33	3.63%	10.31%

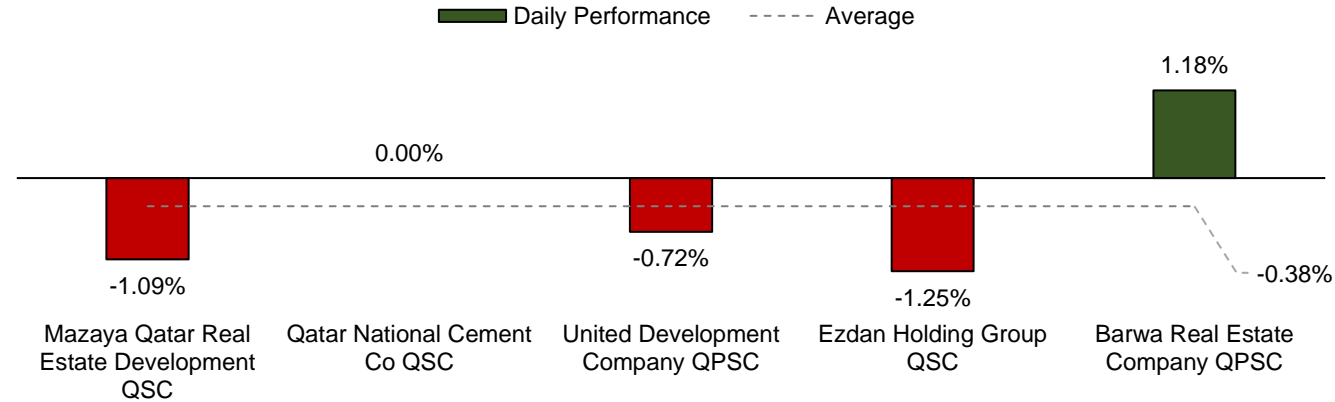
Qatar Stock Exchange – Daily Market Update



Company Name	Sector	Ticker	Daily Performance	Share Price	P/E Ratio	P/B Ratio	Dividend Yield
Qatar Islamic Insurance Co QPSC	Insurance	QIIC.QA	-0.30%	6.73	14.38	2.84	5.19%
Qatar General Insurance & Reinsurance Co QPSC	Insurance	QGIR.QA	2.04%	3.5	14.44	0.49	2.92%
Doha Insurance Co QSC	Insurance	DICO.QA	2.00%	1.02	8.40	0.48	8.00%
Qatar Insurance Co SAQ	Insurance	QINS.QA	-0.32%	3.15	17.02	1.06	4.75%
Al Khaleej Takaful Group QPSC	Insurance	KINS.QA	-0.97%	2.05	16.78	0.99	2.42%
Average			0.49%	3.29	14.20	1.17	4.65%

Qatar Stock Exchange – Daily Market Update

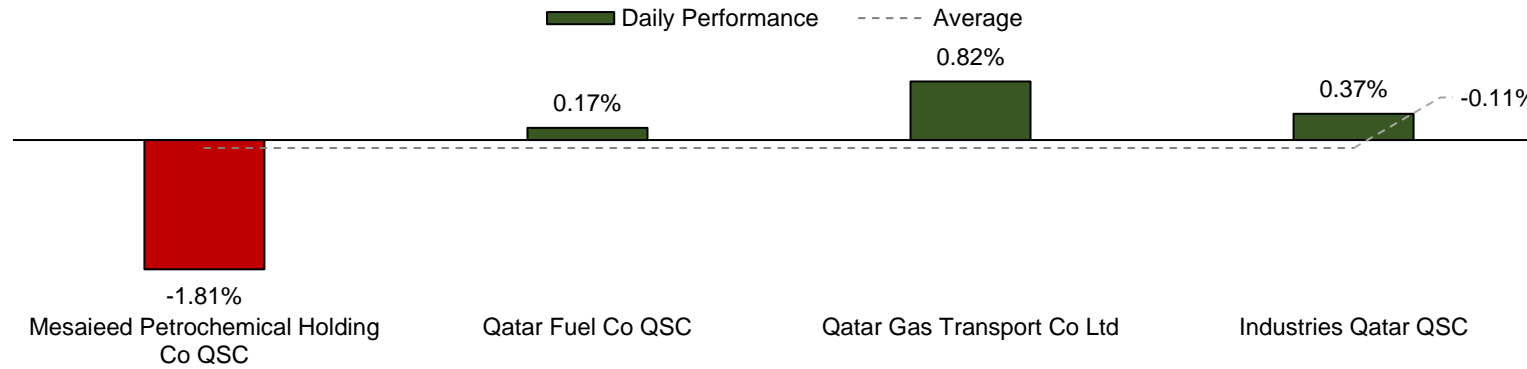
Real Estate - Daily Performance



Company Name	Sector	Ticker	Daily Performance	Share Price	P/E Ratio	P/B Ratio	Dividend Yield
Mazaya Qatar Real Estate Development QSC	Real Estate & Construction	MRDS.QA	-1.09%	0.725	59.87	0.66	6.82%
Qatar National Cement Co QSC	Real Estate & Construction	QANC.QA	0.00%	6	14.03	1.31	8.33%
United Development Company QPSC	Real Estate & Construction	UDCD.QA	-0.72%	1.37	10.43	0.45	7.25%
Ezdan Holding Group QSC	Real Estate & Construction	ERES.QA	-1.25%	0.632	38.80	0.53	0.00%
Barwa Real Estate Company QPSC	Real Estate & Construction	BRES.QA	1.18%	3.43	8.23	0.71	7.37%
Average			-0.38%	2.43	26.27	0.73	5.96%

Qatar Stock Exchange – Daily Market Update

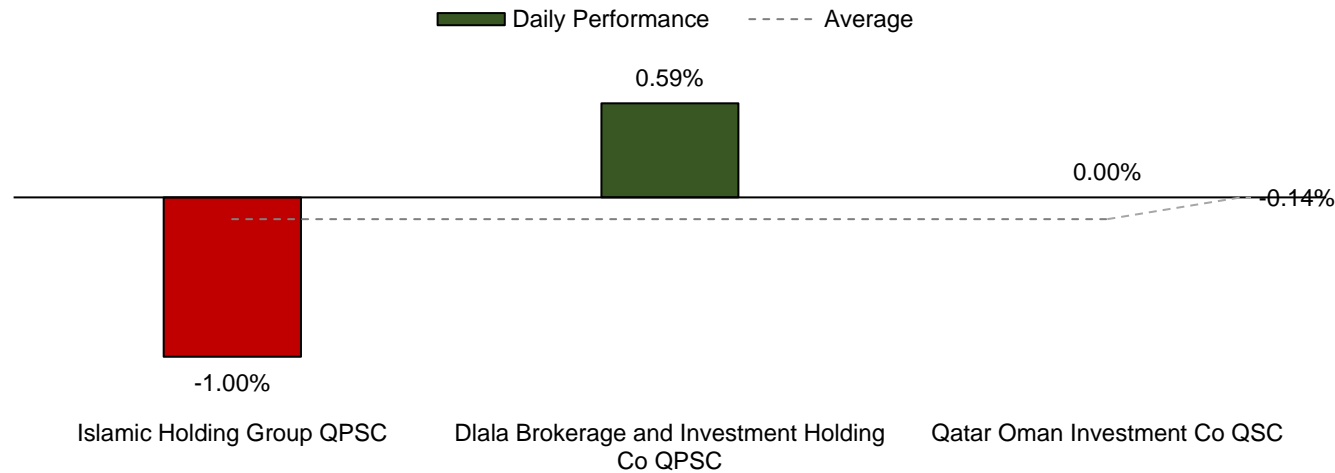
Chemicals - Daily Performance



Company Name	Sector	Ticker	Daily Performance	Share Price	P/E Ratio	P/B Ratio	Dividend Yield	Year to Date
Mesaieed Petrochemical Holding Co QSC	Chemicals	MPHC.QA	-1.81%	2.72	33.10	2.38	2.89%	80.31%
Qatar Fuel Co QSC	Chemicals	QFLS.QA	0.17%	22.94	18.93	2.92	3.49%	38.20%
Qatar Gas Transport Co Ltd	Chemicals	QGTS.QA	0.82%	2.46	14.77	2.16	4.10%	37.76%
Industries Qatar QSC	Chemicals	IQCD.QA	0.37%	10.99	16.71	2.00	5.48%	-18.34%
Average			-0.11%	9.78	20.88	2.37	3.99%	34.48%

Qatar Stock Exchange – Daily Market Update

Investment Management - Daily Performance



Company Name	Sector	Ticker	Daily Performance	Share Price	P/E Ratio	P/B Ratio	Dividend Yield
Islamic Holding Group QPSC	Investment Management	IHGS.QA	-1.00%	1.98	354.20	0.82	0.00%
Dlala Brokerage and Investment Holding Co QPSC	Investment Management	DBIS.QA	0.59%	0.679	--	0.92	--
Qatar Oman Investment Co QSC	Investment Management	QOIS.QA	0.00%	0.52	55.20	0.55	5.77%
Average			-0.14%	1.06	204.70	0.76	2.88%