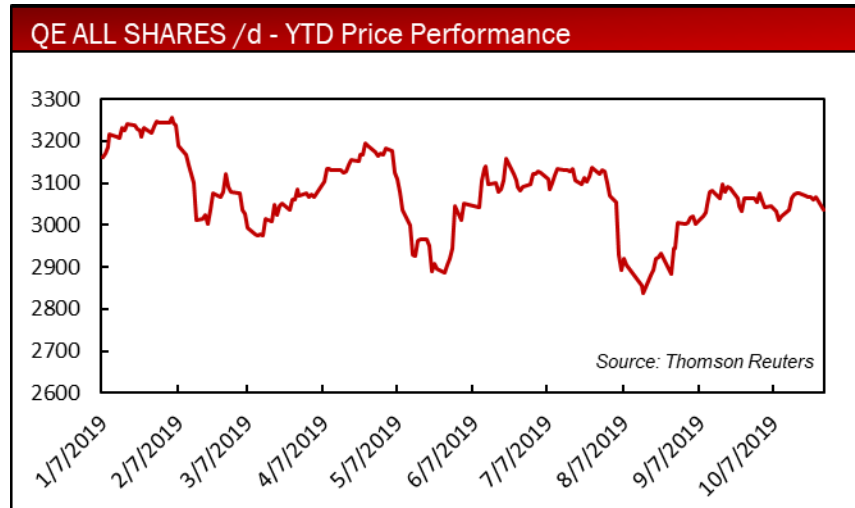
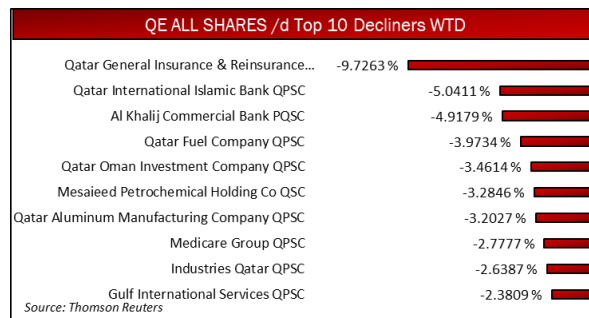
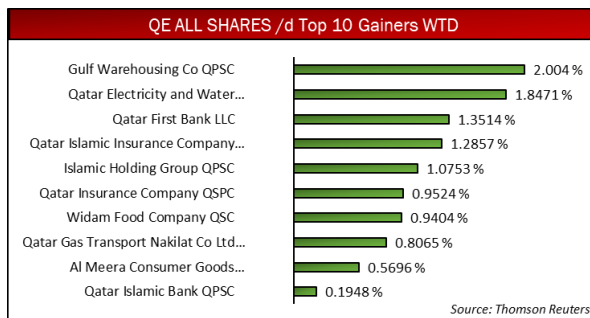


Local News

Equity Markets

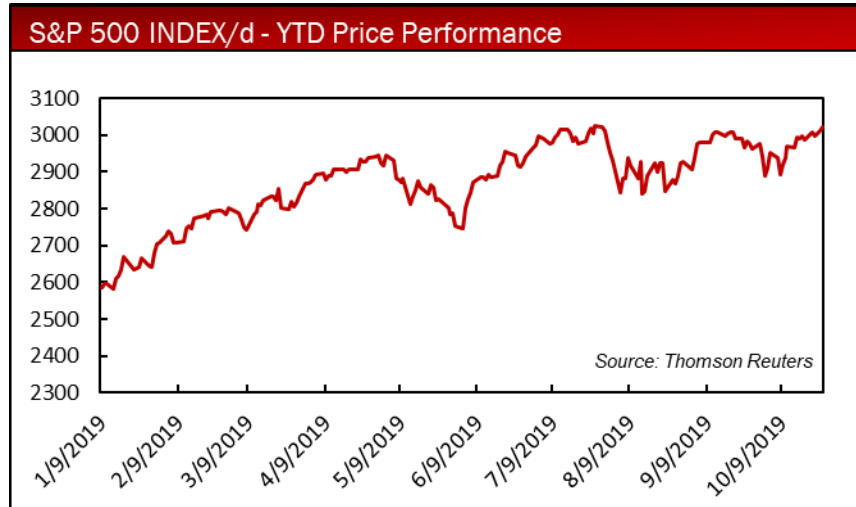


The QE ALL SHARES /d Index was up -1.2908% week to date. The top 5 gainers for the week were Gulf Warehousing Co QPSC up 2.004%, Qatar Electricity and Water Company QPSC up 1.8471%, Qatar First Bank LLC up 1.3514%, Qatar Islamic Insurance Company QPSC up 1.2857% and Islamic Holding Group QPSC up 1.0753%. The top 5 decliners for the week were Qatar General Insurance & Reinsurance Company QPSC down -9.7263%, Qatar International Islamic Bank QPSC down -5.0411%, Al Khalij Commercial Bank PQSC down -4.9179%, Qatar Fuel Company QPSC down -3.9734% and Qatar Oman Investment Company QPSC down -3.4614%.

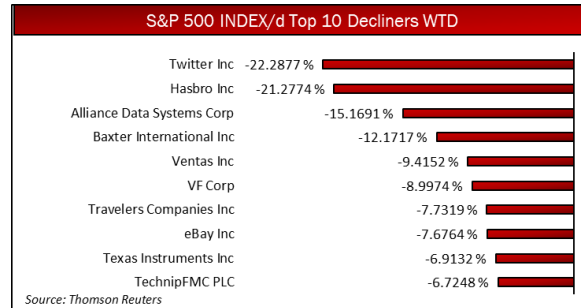
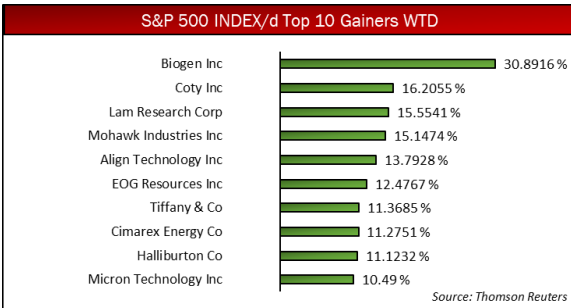


Around the World

U.S Markets

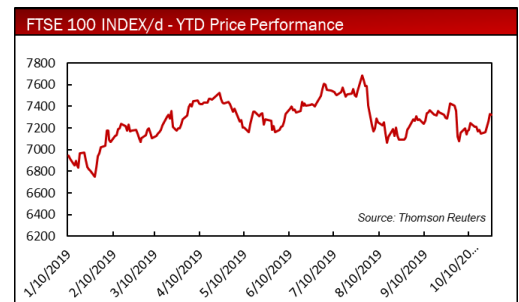


The S&P 500 INDEX/d Index was up 1.2173% week to date. The top 5 gainers for the week were Biogen Inc up 30.8916%, Coty Inc up 16.2055%, Lam Research Corp up 15.5541%, Mohawk Industries Inc up 15.1474% and Align Technology Inc up 13.7928%. The top 5 decliners for the week were Twitter Inc down -22.2877%, Hasbro Inc down -21.2774%, Alliance Data Systems Corp down -15.1691%, Baxter International Inc down -12.1717% and Ventas Inc down -9.4152%.



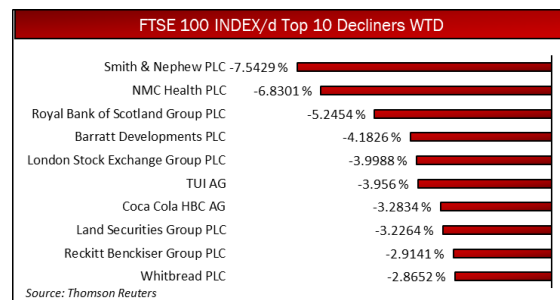
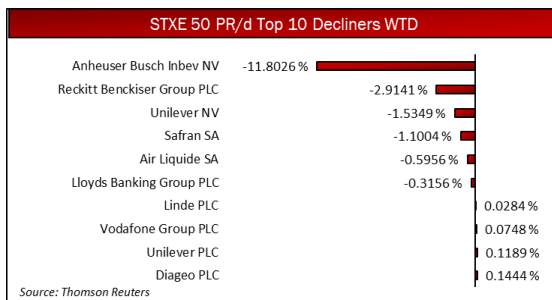
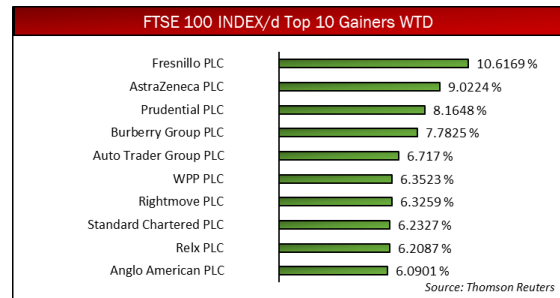
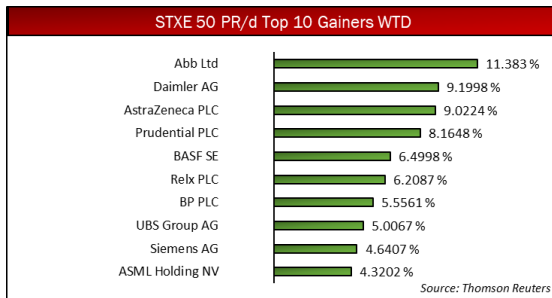
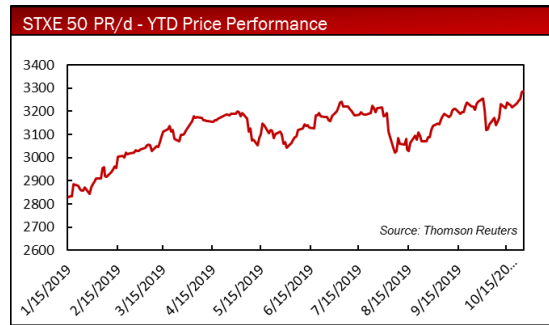
European Markets

The FTSE 100 INDEX/d Index was up 2.432% week to date. The top 5 gainers for the week were Fresnillo PLC up 10.6169%, AstraZeneca PLC up 9.0224%, Prudential PLC up 8.1648%, Burberry Group PLC up 7.7825% and Auto Trader Group PLC up 6.717%. The top 5 decliners for the week were Smith & Nephew PLC down -7.5429%, NMC Health PLC down -6.8301%, Royal Bank of Scotland Group PLC down -5.2454%,



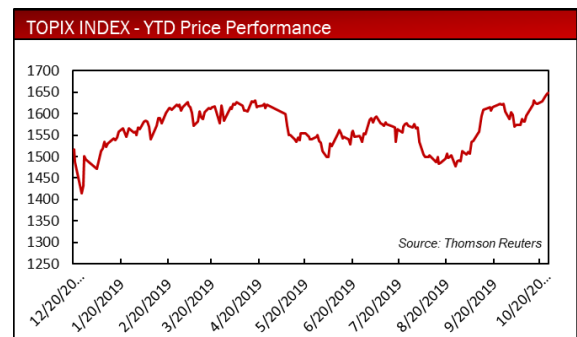
Barratt Developments PLC down -4.1826% and London Stock Exchange Group PLC down -3.9988%.

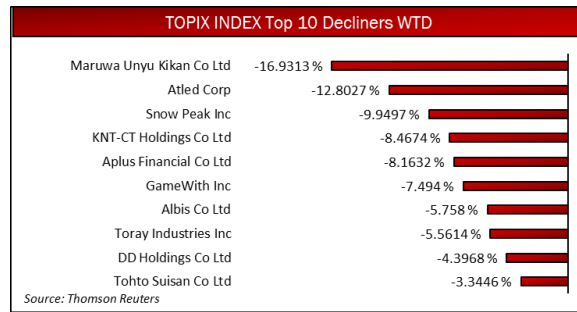
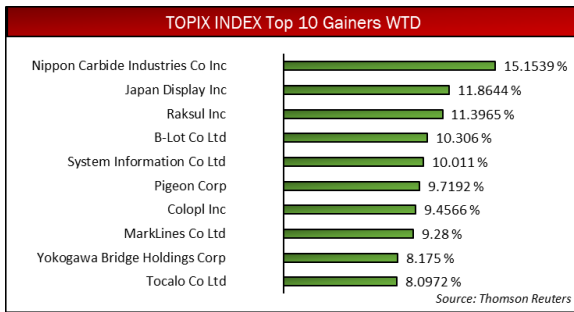
The STXE 50 PR/d Index was up 2.1467% week to date. The top 5 gainers for the week were Abb Ltd up 11.383%, Daimler AG up 9.1998%, AstraZeneca PLC up 9.0224%, Prudential PLC up 8.1648% and BASF SE up 6.4998%. The top 5 decliners for the week were Anheuser Busch Inbev NV down -11.8026%, Reckitt Benckiser Group PLC down -2.9141%, Unilever NV down -1.5349%, Safran SA down -1.1004% and Air Liquide SA down -0.5956%.



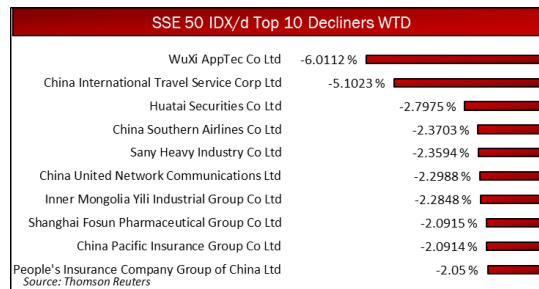
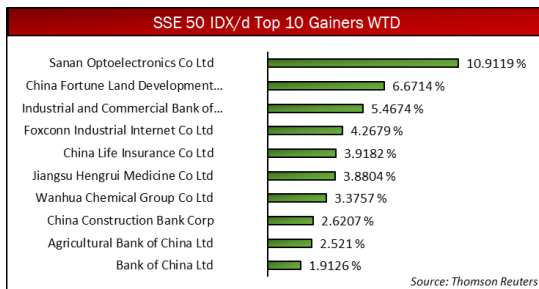
Asian Markets

The TOPIX INDEX Index was up 1.6307% week to date. The top 5 gainers for the week were Nippon Carbide Industries Co Inc up 15.1539%, Japan Display Inc up 11.8644%, Raksul Inc up 11.3965%, B-Lot Co Ltd up 10.306% and System Information Co Ltd up 10.011%. The top 5 decliners for the week were Maruwa Unyu Kikan Co Ltd down -16.9313%, Atled Corp down -12.8027%, Snow Peak Inc down -9.9497%, KNT-CT Holdings Co Ltd down -8.4674% and Aplus Financial Co Ltd down -8.1632%.





The SSE 50 IDX/d Index was up 0.1308% week to date. The top 5 gainers for the week were Sanan Optoelectronics Co Ltd up 10.9119%, China Fortune Land Development Co Ltd up 6.6714%, Industrial and Commercial Bank of China Ltd up 5.4674%, Foxconn Industrial Internet Co Ltd up 4.2679% and China Life Insurance Co Ltd up 3.9182%. The top 5 decliners for the week were WuXi AppTec Co Ltd down -6.0112%, China International Travel Service Corp Ltd down -5.1023%, Huatai Securities Co Ltd down -2.7975%, China Southern Airlines Co Ltd down -2.3703% and Sany Heavy Industry Co Ltd down -2.3594%.



The HANG SENG INDE/d Index was up -0.1952% week to date. The top 5 gainers for the week were Sands China Ltd up 5.457%, AAC Technologies Holdings Inc up 5.3552%, CSPC Pharmaceutical Group Ltd up 5.0575%, China Life Insurance Co Ltd up 4.1578% and Galaxy Entertainment Group Ltd up 3.3597%. The top 5 decliners for the week were China Resources Land Ltd down -7.4585%, Tencent Holdings Ltd down -4.3504%, China Unicom Hong Kong Ltd down -4.0864%, Ping An Insurance Group Co of China Ltd down -3.9111% and China Overseas Land & Investment Ltd down -3.8167%.

