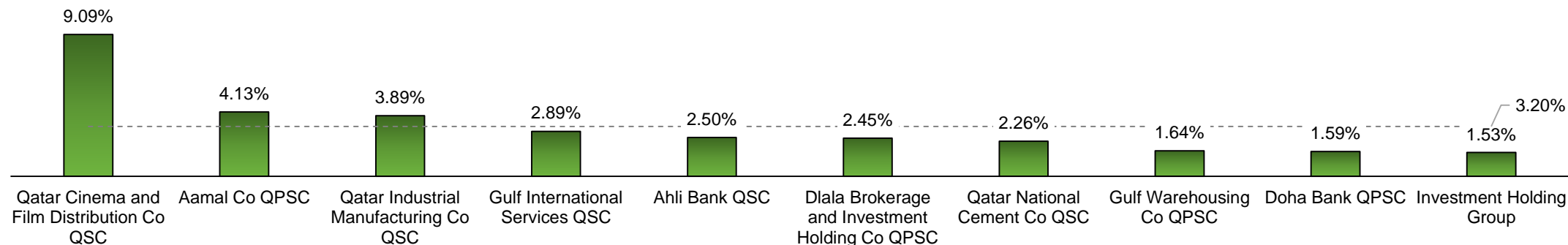


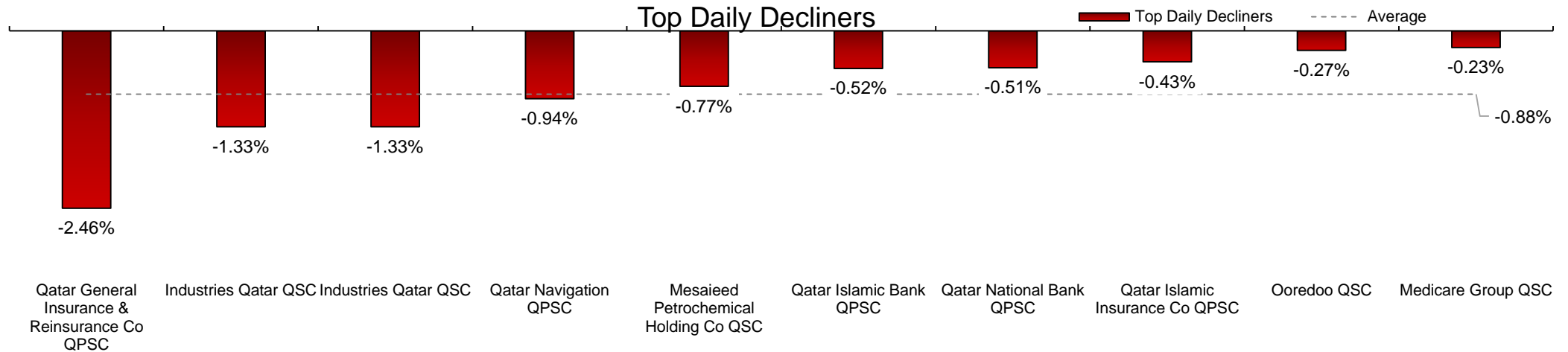
Qatar Stock Exchange – Daily Market Update

Top Daily Gainers
█ Top Daily Gainers - - - - Average



Ticker	Company Name	Top Daily Gainers	Share Price	P/E Ratio	P/B	Dividend Yield	Year to Date
QCFD.QA	Qatar Cinema and Film Distribution Co QSC	9.09%	2.4	19.23	1.07	6.82%	26.18%
AHCS.QA	Aamal Co QPSC	4.13%	0.732	12.57	0.58	8.53%	-17.19%
QIMC.QA	Qatar Industrial Manufacturing Co QSC	3.89%	3.47	12.69	1.03	7.49%	-18.74%
GISS.QA	Gulf International Services QSC	2.89%	1.78	--	0.93	0.00%	3.53%
AABQ.QA	Ahli Bank QSC	2.50%	3.69	12.70	1.46	2.53%	44.96%
DBIS.QA	Dlala Brokerage and Investment Holding Co QPSC	2.45%	0.626	--	0.87	--	-37.40%
QANC.QA	Qatar National Cement Co QSC	2.26%	5.89	14.90	1.26	8.68%	-1.01%
GWCS.QA	Gulf Warehousing Co QPSC	1.64%	4.97	11.86	1.68	3.89%	27.11%
DOBK.QA	Doha Bank QPSC	1.59%	2.55	11.44	0.59	3.98%	14.41%
IGRD.QA	Investment Holding Group	1.53%	0.531	7.01	0.57	4.78%	8.59%
Average		3.20%	2.6639	12.80	1.0046	5.19%	5.05%

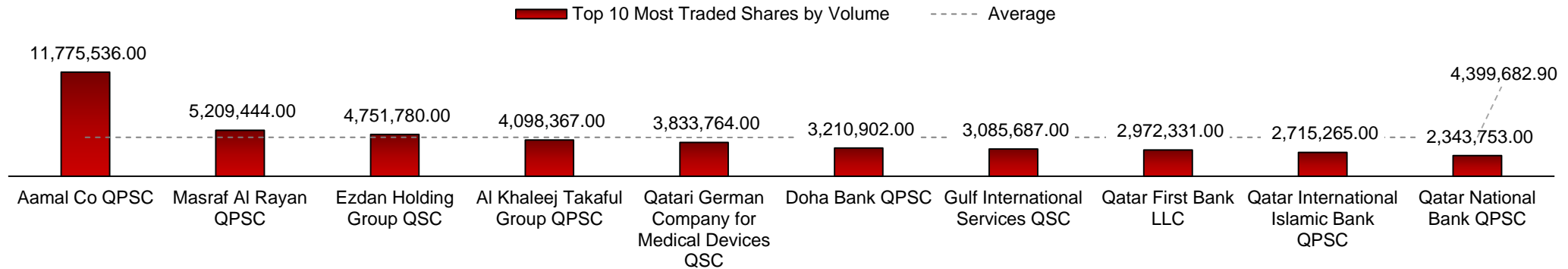
Qatar Stock Exchange – Daily Market Update



Ticker	Company	Top Daily Decliners	Share Price	P/E Ratio	P/B Ratio	Dividend Yield	Year to Date
QGIR.QA	Qatar General Insurance & Reinsurance Co QPSC	-2.46%	2.38	11.58	0.33	4.10%	-46.97%
IQCD.QA	Industries Qatar QSC	-1.33%	10.36	19.34	1.86	5.71%	-22.09%
IQCD.QA	Industries Qatar QSC	-1.33%	10.36	19.34	1.86	5.71%	-22.09%
QNNC.QA	Qatar Navigation QPSC	-0.94%	6.3	13.36	0.51	4.72%	-3.65%
MPHC.QA	Mesaieed Petrochemical Holding Co QSC	-0.77%	2.57	37.55	2.22	3.09%	71.66%
QISB.QA	Qatar Islamic Bank QPSC	-0.52%	15.32	13.11	1.78	3.25%	0.99%
QNBK.QA	Qatar National Bank QPSC	-0.51%	19.48	12.69	1.96	3.06%	0.15%
QIIC.QA	Qatar Islamic Insurance Co QPSC	-0.43%	6.95	15.96	2.84	5.01%	29.40%
ORDS.QA	Ooredoo QSC	-0.27%	7.34	13.69	1.05	3.40%	-1.73%
MCGS.QA	Medicare Group QSC	-0.23%	8.8	28.23	2.51	3.40%	39.62%
Average		-0.88%	8.986	18.49	1.69	4.15%	4.53%

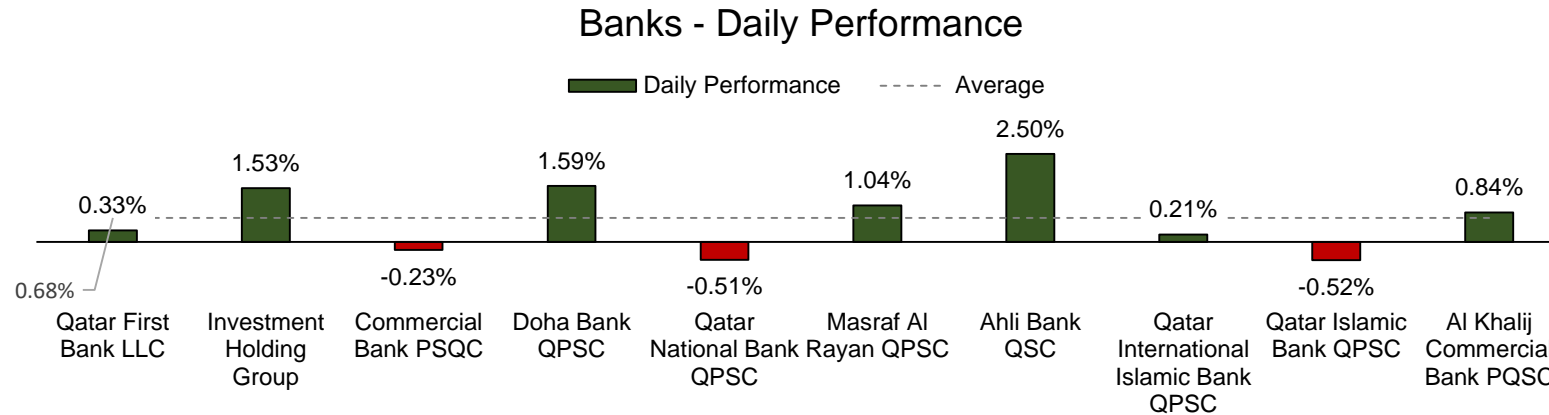
Qatar Stock Exchange – Daily Market Update

Top 10 Most Traded Shares



Ticker	Company	Top 10 Most Traded Shares by Volume
AHCS.QA	Aamal Co QPSC	11,775,536.00
MARK.QA	Masraf Al Rayan QPSC	5,209,444.00
ERES.QA	Ezdan Holding Group QSC	4,751,780.00
KINS.QA	Al Khaleej Takaful Group QPSC	4,098,367.00
QGMS.QA	Qatari German Company for Medical Devices QSC	3,833,764.00
DOBK.QA	Doha Bank QPSC	3,210,902.00
GISS.QA	Gulf International Services QSC	3,085,687.00
QFBQ.QA	Qatar First Bank LLC	2,972,331.00
QIIB.QA	Qatar International Islamic Bank QPSC	2,715,265.00
QNBK.QA	Qatar National Bank QPSC	2,343,753.00
Average		4,399,682.90

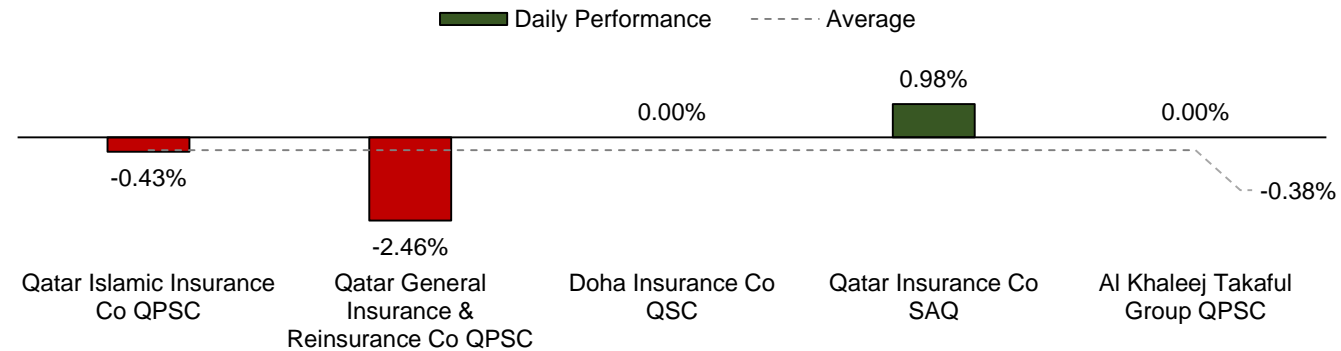
Qatar Stock Exchange – Daily Market Update



Company Name	Sector	Ticker	Daily Performance	Share Price	P/E Ratio	P/B Ratio	Dividend Yield	Year to Date
Qatar First Bank LLC	Banks	QFBQ.QA	0.33%	0.304	--	0.87	0.00%	-25.49%
Investment Holding Group	Banks	IGRD.QA	1.53%	0.531	7.01	0.57	4.78%	8.59%
Commercial Bank PSQC	Banks	COMB.QA	-0.23%	4.38	10.63	0.82	3.42%	11.70%
Doha Bank QPSC	Banks	DOBK.QA	1.59%	2.55	11.44	0.59	3.98%	14.41%
Qatar National Bank QPSC	Banks	QNBK.QA	-0.51%	19.48	12.69	1.96	3.06%	0.15%
Masraf Al Rayan QPSC	Banks	MARK.QA	1.04%	3.87	13.49	2.16	5.22%	-7.15%
Ahli Bank QSC	Banks	AABQ.QA	2.50%	3.69	12.70	1.46	2.53%	44.96%
Qatar International Islamic Bank QPSC	Banks	QIIB.QA	0.21%	9.48	16.51	2.07	4.23%	43.38%
Qatar Islamic Bank QPSC	Banks	QISB.QA	-0.52%	15.32	13.11	1.78	3.25%	0.99%
Al Khalij Commercial Bank PQSC	Banks	KCBK.QA	0.84%	1.2	6.79	0.63	6.30%	3.99%
Average			0.68%	6.0805	11.60	1.29	3.68%	9.55%

Qatar Stock Exchange – Daily Market Update

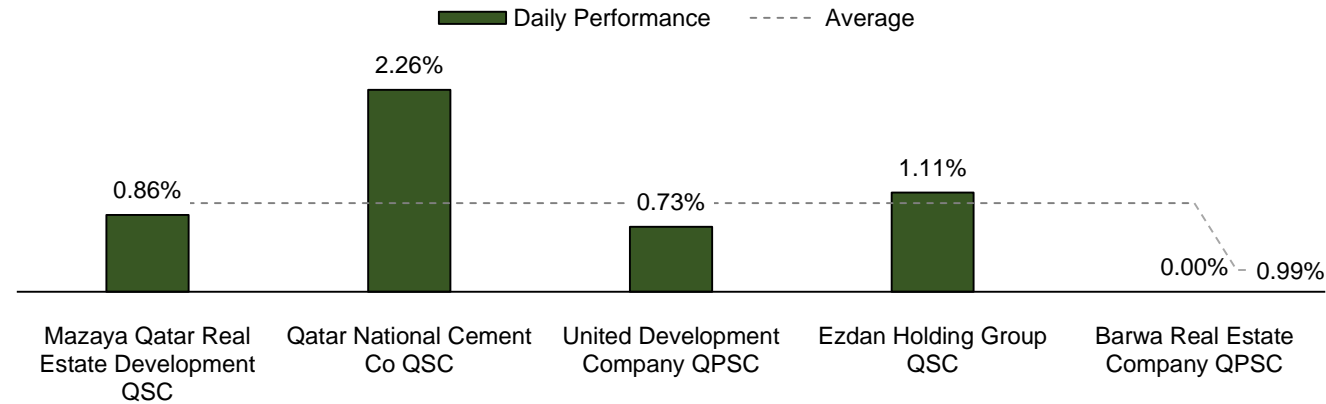
Insurance - Daily Performance



Company Name	Sector	Ticker	Daily Performance	Share Price	P/E Ratio	P/B Ratio	Dividend Yield
Qatar Islamic Insurance Co QPSC	Insurance	QIIC.QA	-0.43%	6.95	15.96	2.84	5.01%
Qatar General Insurance & Reinsurance Co QPSC	Insurance	QGIR.QA	-2.46%	2.38	11.58	0.33	4.10%
Doha Insurance Co QSC	Insurance	DICO.QA	0.00%	1.03	7.94	0.48	7.77%
Qatar Insurance Co SAQ	Insurance	QINS.QA	0.98%	3.1	16.52	1.03	4.89%
Al Khaleej Takaful Group QPSC	Insurance	KINS.QA	0.00%	2.2	18.00	1.06	2.27%
Average			-0.38%	3.13	14.00	1.15	4.81%

Qatar Stock Exchange – Daily Market Update

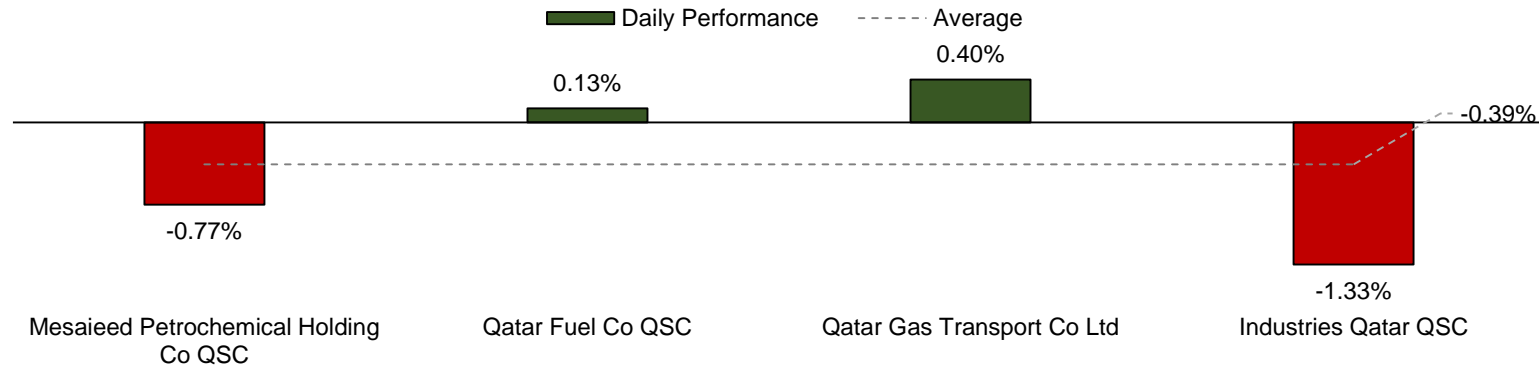
Real Estate - Daily Performance



Company Name	Sector	Ticker	Daily Performance	Share Price	P/E Ratio	P/B Ratio	Dividend Yield
Mazaya Qatar Real Estate Development QSC	Real Estate & Construction	MRDS.QA	0.86%	0.706	63.26	0.64	7.14%
Qatar National Cement Co QSC	Real Estate & Construction	QANC.QA	2.26%	5.89	14.90	1.26	8.68%
United Development Company QPSC	Real Estate & Construction	UDCD.QA	0.73%	1.38	11.23	0.45	7.30%
Ezdan Holding Group QSC	Real Estate & Construction	ERES.QA	1.11%	0.637	35.23	0.53	0.00%
Barwa Real Estate Company QPSC	Real Estate & Construction	BRES.QA	0.00%	3.39	8.06	0.69	7.37%
Average			0.99%	2.40	26.54	0.72	6.10%

Qatar Stock Exchange – Daily Market Update

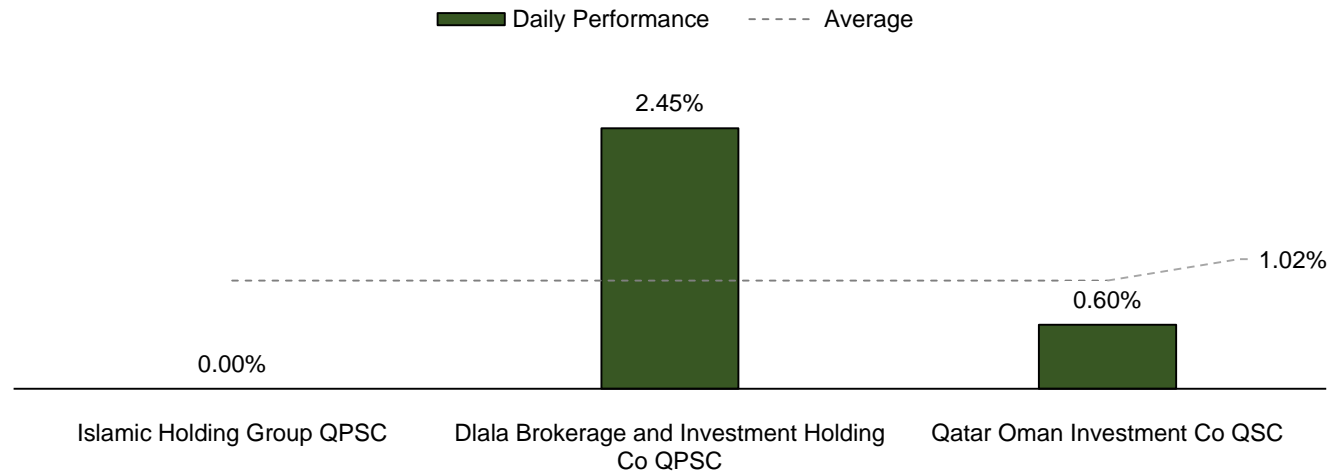
Chemicals - Daily Performance



Company Name	Sector	Ticker	Daily Performance	Share Price	P/E Ratio	P/B Ratio	Dividend Yield	Year to Date
Mesaieed Petrochemical Holding Co QSC	Chemicals	MPHC.QA	-0.77%	2.57	37.55	2.22	3.09%	71.66%
Qatar Fuel Co QSC	Chemicals	QFLS.QA	0.13%	22.38	18.44	2.73	3.58%	34.59%
Qatar Gas Transport Co Ltd	Chemicals	QGTS.QA	0.40%	2.49	14.95	2.19	4.03%	36.64%
Industries Qatar QSC	Chemicals	IQCD.QA	-1.33%	10.36	19.34	1.86	5.71%	-22.09%
Average			-0.39%	9.45	22.57	2.25	4.10%	30.20%

Qatar Stock Exchange – Daily Market Update

Investment Management - Daily Performance



Company Name	Sector	Ticker	Daily Performance	Share Price	P/E Ratio	P/B Ratio	Dividend Yield
Islamic Holding Group QPSC	Investment Management	IHGS.QA	0.00%	1.88	336.31	0.78	0.00%
Dlala Brokerage and Investment Holding Co QPSC	Investment Management	DBIS.QA	2.45%	0.626	--	0.87	--
Qatar Oman Investment Co QSC	Investment Management	QOIS.QA	0.60%	0.505	53.61	0.54	5.98%
Average			1.02%	1.00	194.96	0.73	2.99%