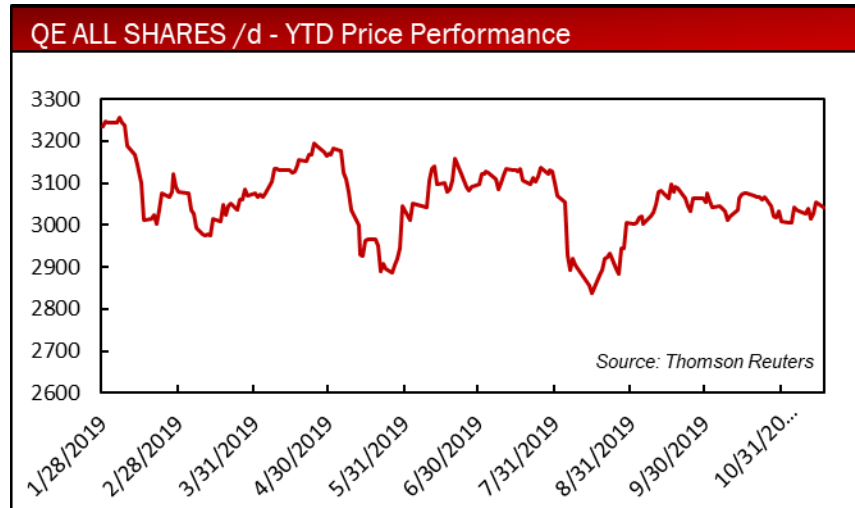
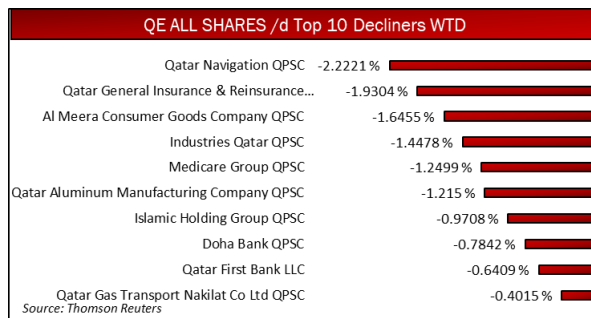
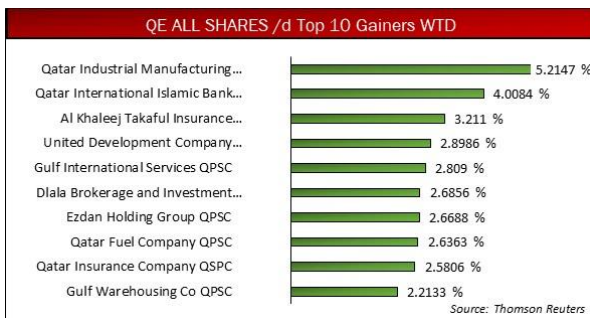


Local News

Equity Markets

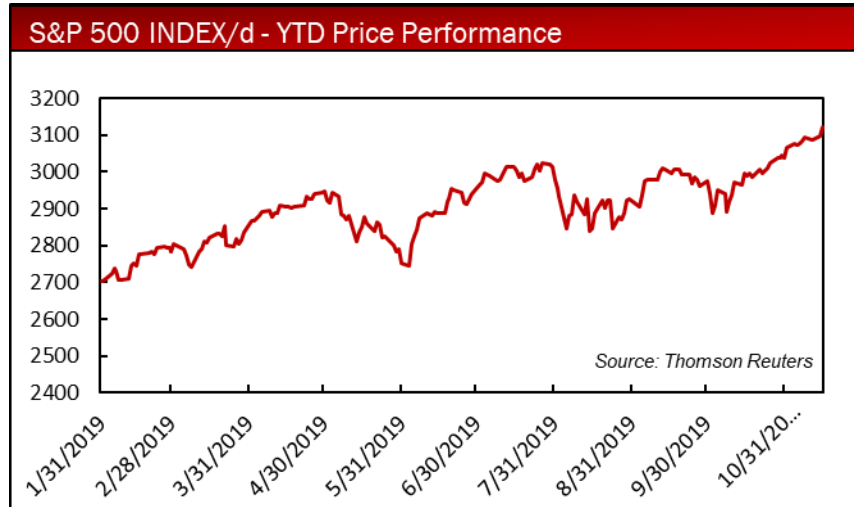


The QE ALL SHARES /d Index was up 0.3486% week to date. The top 5 gainers for the week were Qatar Industrial Manufacturing Company QPSC up 5.2147%, Qatar International Islamic Bank QPSC up 4.0084%, Al Khaleej Takaful Insurance Company QPSC up 3.211%, United Development Company QPSC up 2.8986% and Gulf International Services QPSC up 2.809%. The top 5 decliners for the week were Qatar Navigation QPSC down -2.2221%, Qatar General Insurance & Reinsurance Company QPSC down -1.9304%, Al Meera Consumer Goods Company QPSC down -1.6455%, Industries Qatar QPSC down -1.4478% and Medicare Group QPSC down -1.2499%.

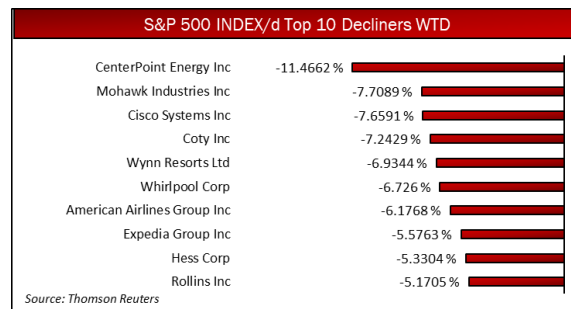
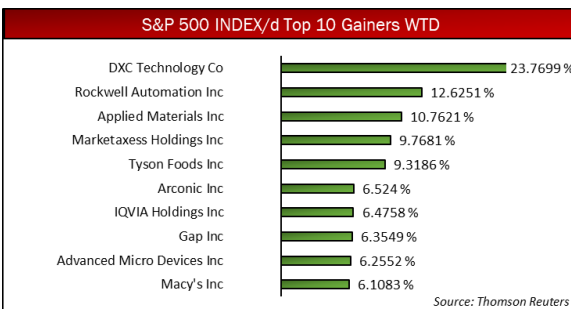


Around the World

U.S Markets



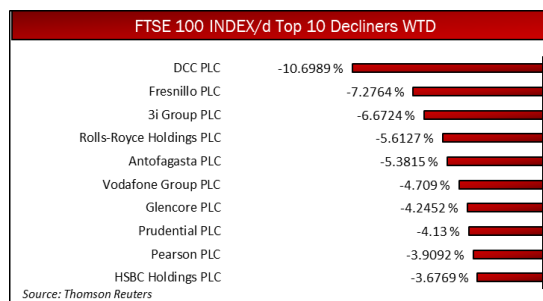
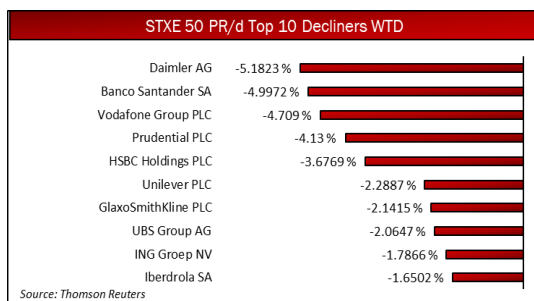

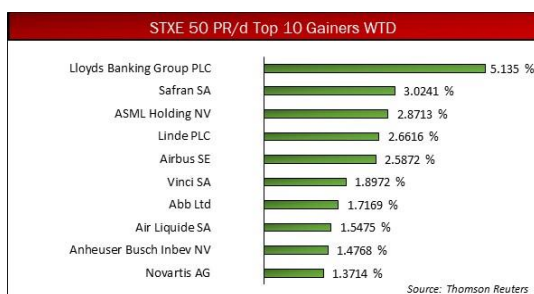
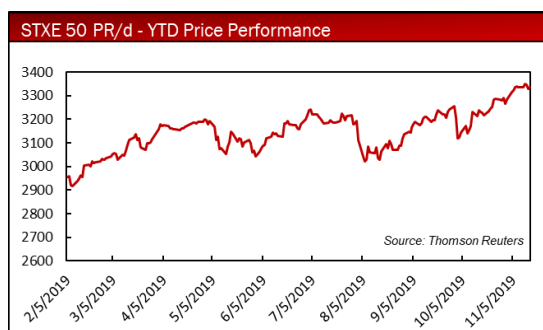
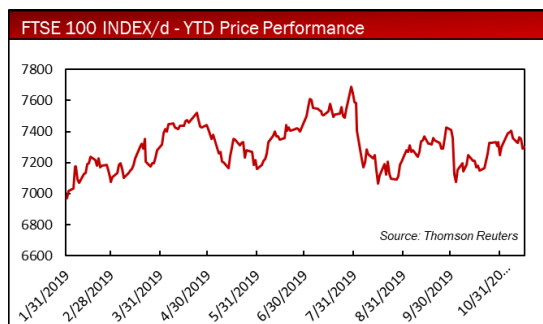
The S&P 500 INDEX/d Index was up 0.8852% week to date. The top 5 gainers for the week were DXC Technology Co up 23.7699%, Rockwell Automation Inc up 12.6251%, Applied Materials Inc up 10.7621%, Marketaxess Holdings Inc up 9.7681% and Tyson Foods Inc up 9.3186%. The top 5 decliners for the week were CenterPoint Energy Inc down -11.4662%, Mohawk Industries Inc down -7.7089%, Cisco Systems Inc down -7.6591%, Coty Inc down -7.2429% and Wynn Resorts Ltd down -6.9344%.



European Markets

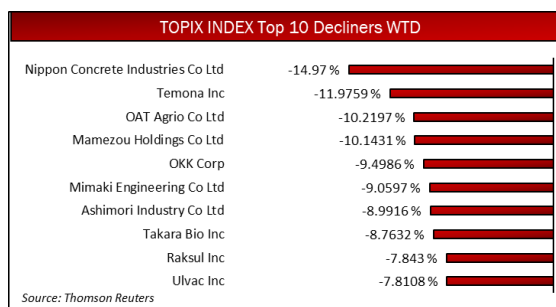
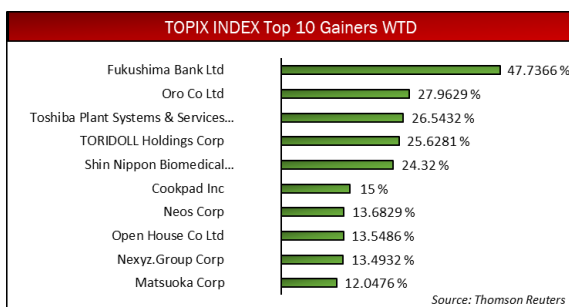
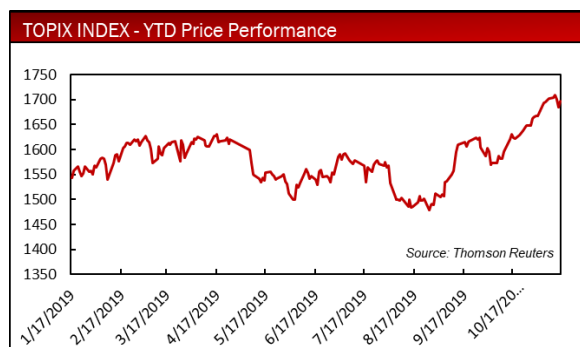
The FTSE 100 INDEX/d Index was up -0.7668% week to date. The top 5 gainers for the week were Royal Bank of Scotland Group PLC up 5.493%, United Utilities Group PLC up 5.3774%, Burberry Group PLC up 5.2838%, Lloyds Banking Group PLC up 5.135% and Persimmon PLC up 5.0891%. The top 5 decliners for the week were DCC PLC down -10.6989%, Fresnillo PLC down -7.2764%, 3i Group PLC down -6.6724%, Rolls-Royce Holdings PLC down -5.6127% and Antofagasta PLC down -5.3815%.

The STXE 50 PR/d Index was up 1.6181% week to date. The top 5 gainers for the week were Siemens AG up 8.4429%, BNP Paribas SA up 7.5048%, AXA SA up 6.5044%, ING Groep NV up 5.3943% and British American Tobacco PLC up 5.2526%. The top 5 decliners for the week were AstraZeneca PLC down -2.5183%, Iberdrola SA down -2.2667%, Diageo PLC down -2.0291%, Lloyds Banking Group PLC down -1.7971% and Vinci SA down -1.5724%.

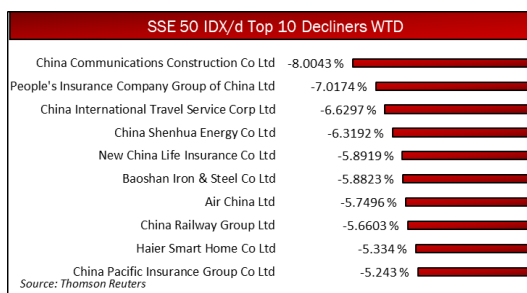
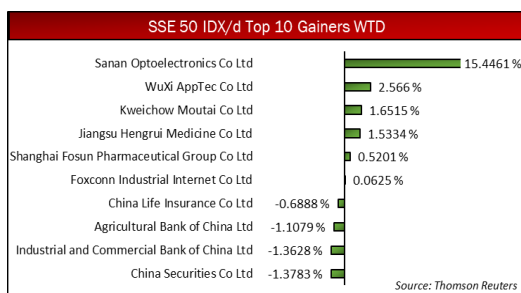


Asian Markets

The TOPIX INDEX Index was up -0.3581% week to date. The top 5 gainers for the week were Fukushima Bank Ltd up 47.7366%, Oro Co Ltd up 27.9629%, Toshiba Plant Systems & Services Corp up 26.5432%, TORIDOLL Holdings Corp up 25.6281% and Shin Nippon Biomedical Laboratories Ltd up 24.32%. The top 5 decliners for the week were Nippon Concrete Industries Co Ltd down -14.97%, Temona Inc down -11.9759%, OAT Agrio Co Ltd down -10.2197%, Mamezou Holdings Co Ltd down -10.1431% and OKK Corp down -9.4986%.



The SSE 50 IDX/d Index was up -1.9172% week to date. The top 5 gainers for the week were Sanan Optoelectronics Co Ltd up 15.4461%, WuXi AppTec Co Ltd up 2.566%, Kweichow Moutai Co Ltd up 1.6515%, Jiangsu Hengrui Medicine Co Ltd up 1.5334% and Shanghai Fosun Pharmaceutical Group Co Ltd up 0.5201%. The top 5 decliners for the week were China Communications Construction Co Ltd down -8.0043%, People's Insurance Company Group of China Ltd down -7.0174%, China International Travel Service Corp Ltd down -6.6297%, China Shenhua Energy Co Ltd down -6.3192% and New China Life Insurance Co Ltd down -5.8919%.



The HANG SENG INDE/d Index was up -4.7899% week to date. The top 5 gainers for the week were CSPC Pharmaceutical Group Ltd up -0.7159%, AAC Technologies Holdings Inc up -

0.7751%, China Mengniu Dairy Co Ltd up -1.9899%, Tencent Holdings Ltd up -2.2004% and WH Group Ltd up -2.6345%. The top 5 decliners for the week were Sun Hung Kai Properties Ltd down -11.019%, Swire Pacific Ltd down -10.7631%, Wharf Real Estate Investment Company Ltd down -9.5801%, New World Development Co Ltd down -9.3912% and Sino Land Co Ltd down -7.7429%.

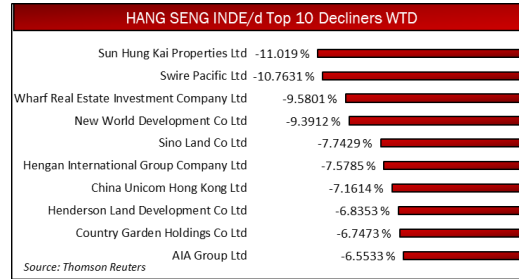
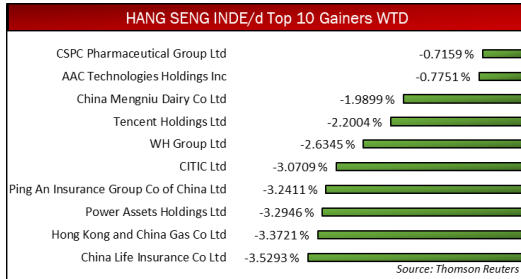


Chart of the Week

SOUTH-KOREA'S SEMICONDUCTORS EXPORTS



South Korea's month-on-month semi conductors exports hit the lowest level in 5 years dropping to -32.1% for the month of October



Source: Bloomberg

Chart of the Week – www.qsmartlab.com