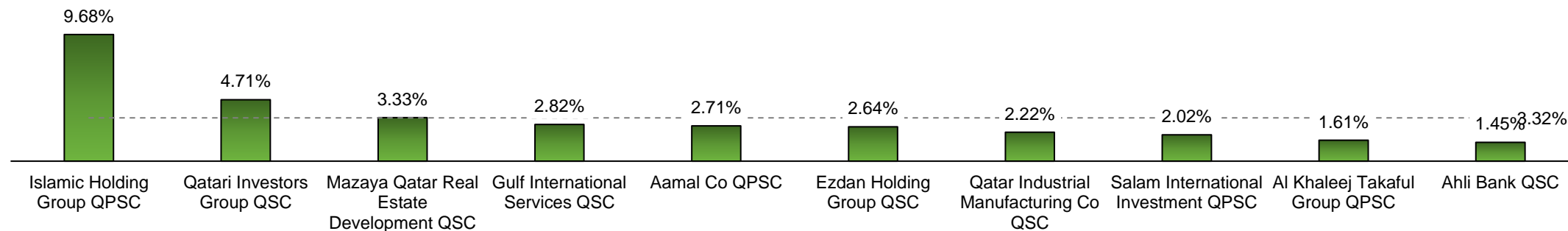


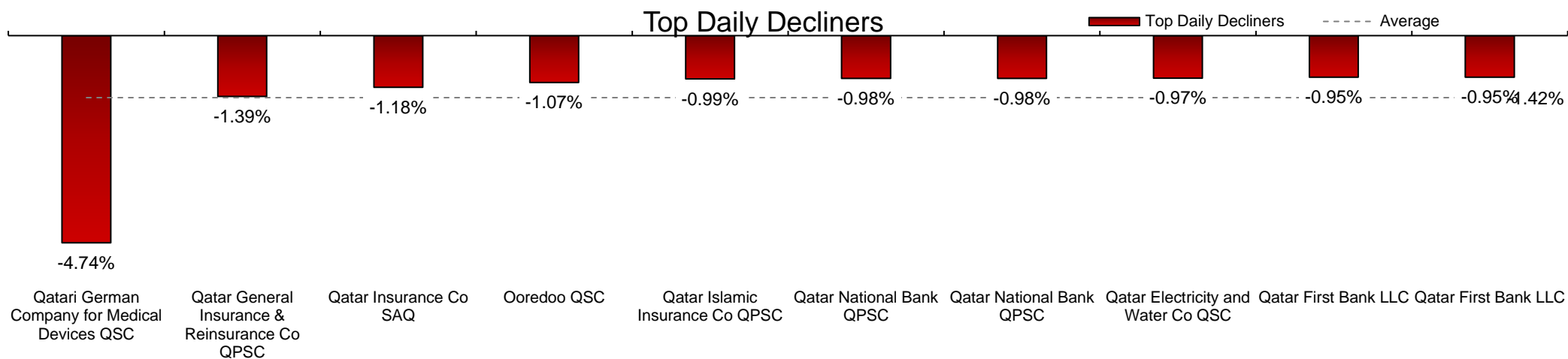
# Qatar Stock Exchange – Daily Market Update

**Top Daily Gainers**  
█ Top Daily Gainers    - - - - Average



Ticker	Company Name	Top Daily Gainers	Share Price	P/E Ratio	P/B	Dividend Yield	Year to Date
IHGS.QA	Islamic Holding Group QPSC	9.68%	2.04	364.94	0.85	0.00%	-6.64%
QIGD.QA	Qatari Investors Group QSC	4.71%	2	16.08	0.90	3.93%	-28.08%
MRDS.QA	Mazaya Qatar Real Estate Development QSC	3.33%	0.744	61.44	0.68	6.94%	-4.62%
GISS.QA	Gulf International Services QSC	2.82%	1.82	--	0.95	0.00%	5.88%
AHCS.QA	Aamal Co QPSC	2.71%	0.719	11.37	0.58	8.57%	-18.67%
ERES.QA	Ezdan Holding Group QSC	2.64%	0.662	40.64	0.55	0.00%	-49.15%
QIMC.QA	Qatar Industrial Manufacturing Co QSC	2.22%	3.69	10.84	1.11	6.93%	-13.58%
SALM.QA	Salam International Investment QPSC	2.02%	0.404	--	0.40	0.00%	-6.70%
KINS.QA	Al Khaleej Takaful Group QPSC	1.61%	1.89	15.47	0.91	2.69%	120.02%
AABQ.QA	Ahli Bank QSC	1.45%	3.5	12.06	1.43	2.64%	37.50%
<b>Average</b>		<b>3.32%</b>	<b>1.7469</b>	<b>66.60</b>	<b>0.8368</b>	<b>3.17%</b>	<b>3.60%</b>

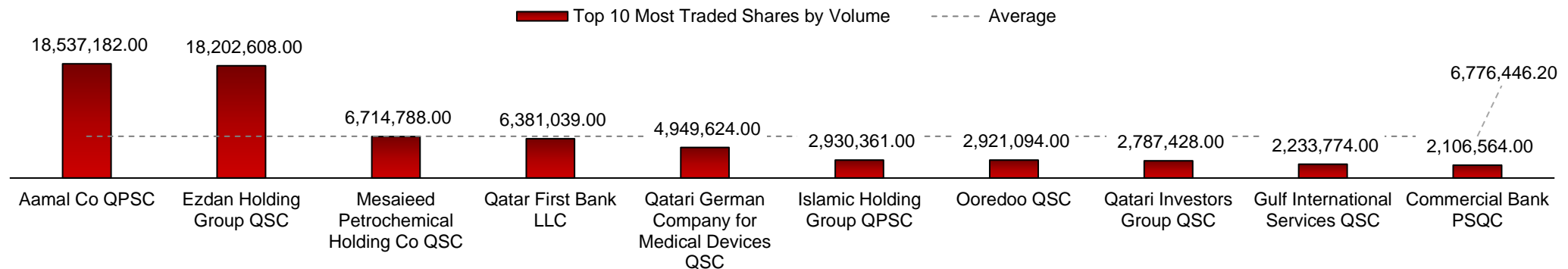
# Qatar Stock Exchange – Daily Market Update



Ticker	Company	Top Daily Decliners	Share Price	P/E Ratio	P/B Ratio	Dividend Yield	Year to Date
QGMS.QA	Qatari German Company for Medical Devices QSC	-4.74%	0.683	--	2.23	0.00%	20.67%
QGIR.QA	Qatar General Insurance & Reinsurance Co QPSC	-1.39%	3.56	14.69	0.50	2.77%	-20.68%
QINS.QA	Qatar Insurance Co SAQ	-1.18%	3.36	18.15	1.13	4.41%	-5.85%
ORDS.QA	Ooredoo QSC	-1.07%	7.38	13.77	1.06	3.35%	-2.40%
QIIC.QA	Qatar Islamic Insurance Co QPSC	-0.99%	6	12.82	2.53	5.78%	11.71%
QNBK.QA	Qatar National Bank QPSC	-0.98%	19.21	12.62	2.02	3.09%	-0.62%
QNBK.QA	Qatar National Bank QPSC	-0.98%	19.21	12.62	2.02	3.09%	-0.62%
QEWQ.QA	Qatar Electricity and Water Co QSC	-0.97%	15.35	12.57	1.80	5.00%	-16.76%
QFBQ.QA	Qatar First Bank LLC	-0.95%	0.313	--	0.89	0.00%	-23.28%
QFBQ.QA	Qatar First Bank LLC	-0.95%	0.313	--	0.89	0.00%	-23.28%
<b>Average</b>		<b>-1.42%</b>	<b>7.5379</b>	<b>13.89</b>	<b>1.51</b>	<b>2.75%</b>	<b>-6.11%</b>

# Qatar Stock Exchange – Daily Market Update

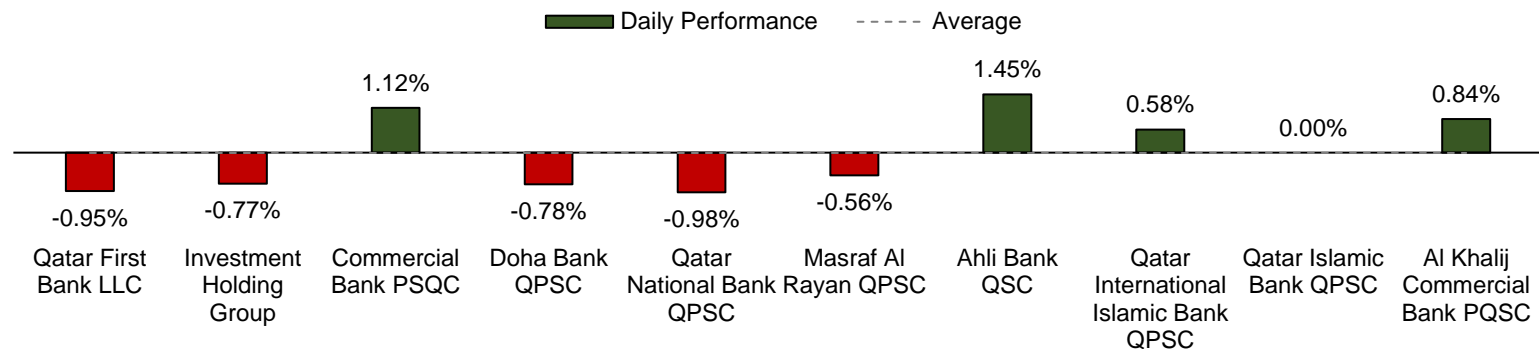
## Top 10 Most Traded Shares



Ticker	Company	Top 10 Most Traded Shares by Volume
AHCS.QA	Aamal Co QPSC	18,537,182.00
ERES.QA	Ezdan Holding Group QSC	18,202,608.00
MPHC.QA	Mesaieed Petrochemical Holding Co QSC	6,714,788.00
QFBQ.QA	Qatar First Bank LLC	6,381,039.00
QGMS.QA	Qatari German Company for Medical Devices QSC	4,949,624.00
IHGS.QA	Islamic Holding Group QPSC	2,930,361.00
ORDS.QA	Ooredoo QSC	2,921,094.00
QIGD.QA	Qatari Investors Group QSC	2,787,428.00
GISS.QA	Gulf International Services QSC	2,233,774.00
COMB.QA	Commercial Bank PSQC	2,106,564.00
<b>Average</b>		<b>6,776,446.20</b>

# Qatar Stock Exchange – Daily Market Update

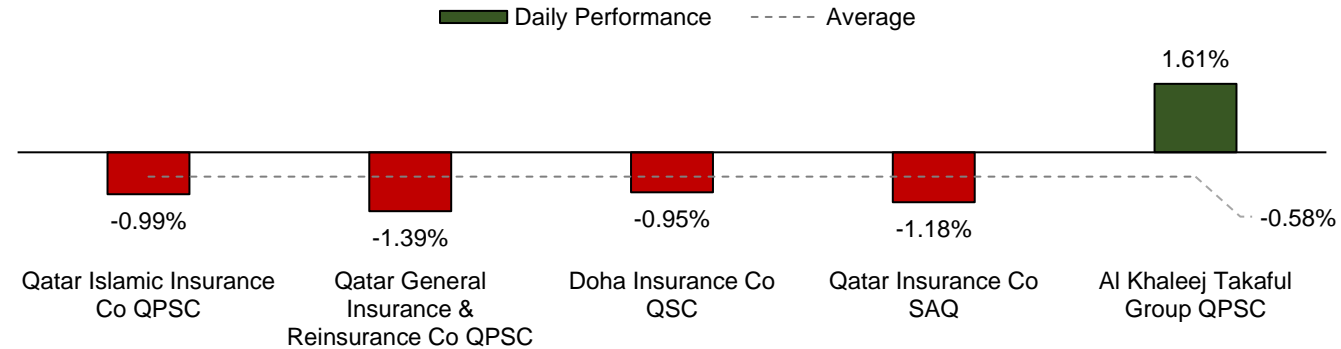
## Banks - Daily Performance



Company Name	Sector	Ticker	Daily Performance	Share Price	P/E Ratio	P/B Ratio	Dividend Yield	Year to Date
Qatar First Bank LLC	Banks	QFBQ.QA	-0.95%	0.313	--	0.89	0.00%	-23.28%
Investment Holding Group	Banks	IGRD.QA	-0.77%	0.516	6.81	0.56	4.81%	5.52%
Commercial Bank PSQC	Banks	COMB.QA	1.12%	4.5	12.12	0.88	3.37%	14.24%
Doha Bank QPSC	Banks	DOBK.QA	-0.78%	2.56	12.06	0.60	3.88%	15.32%
Qatar National Bank QPSC	Banks	QNBK.QA	-0.98%	19.21	12.62	2.02	3.09%	-0.62%
Masraf Al Rayan QPSC	Banks	MARK.QA	-0.56%	3.55	12.43	2.07	5.60%	-14.83%
Ahli Bank QSC	Banks	AABQ.QA	1.45%	3.5	12.06	1.43	2.64%	37.50%
Qatar International Islamic Bank QPSC	Banks	QIIB.QA	0.58%	8.69	15.41	1.97	4.63%	31.13%
Qatar Islamic Bank QPSC	Banks	QISB.QA	0.00%	16	14.27	1.93	3.13%	5.26%
Al Khalij Commercial Bank PQSC	Banks	KCBK.QA	0.84%	1.2	6.91	0.64	6.30%	3.99%
<b>Average</b>			<b>-0.01%</b>	<b>6.0039</b>	<b>11.63</b>	<b>1.30</b>	<b>3.74%</b>	<b>7.42%</b>

# Qatar Stock Exchange – Daily Market Update

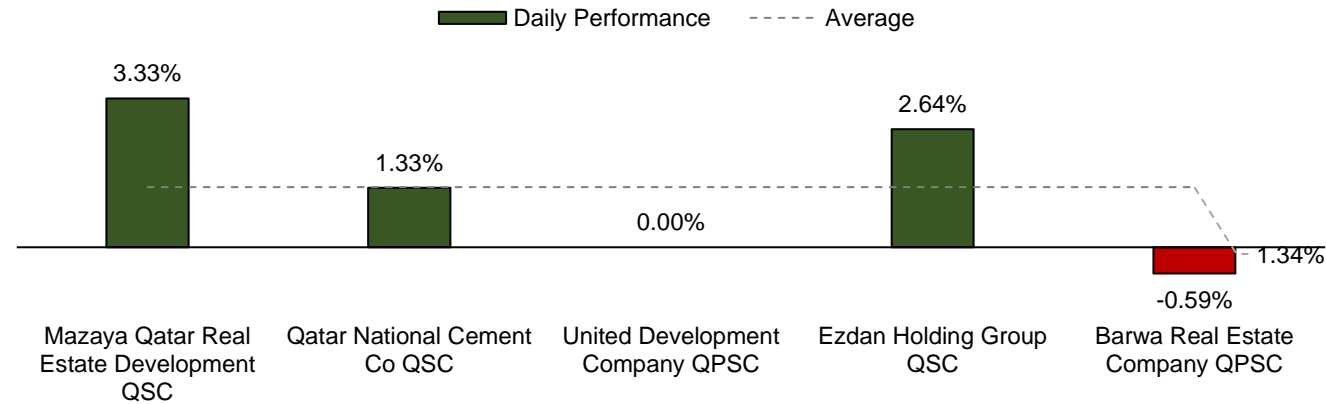
## Insurance - Daily Performance



Company Name	Sector	Ticker	Daily Performance	Share Price	P/E Ratio	P/B Ratio	Dividend Yield
Qatar Islamic Insurance Co QPSC	Insurance	QIIC.QA	-0.99%	6	12.82	2.53	5.78%
Qatar General Insurance & Reinsurance Co QPSC	Insurance	QGIR.QA	-1.39%	3.56	14.69	0.50	2.77%
Doha Insurance Co QSC	Insurance	DICO.QA	-0.95%	1.04	8.56	0.49	7.62%
Qatar Insurance Co SAQ	Insurance	QINS.QA	-1.18%	3.36	18.15	1.13	4.41%
Al Khaleej Takaful Group QPSC	Insurance	KINS.QA	1.61%	1.89	15.47	0.91	2.69%
<b>Average</b>			<b>-0.58%</b>	<b>3.17</b>	<b>13.94</b>	<b>1.11</b>	<b>4.65%</b>

# Qatar Stock Exchange – Daily Market Update

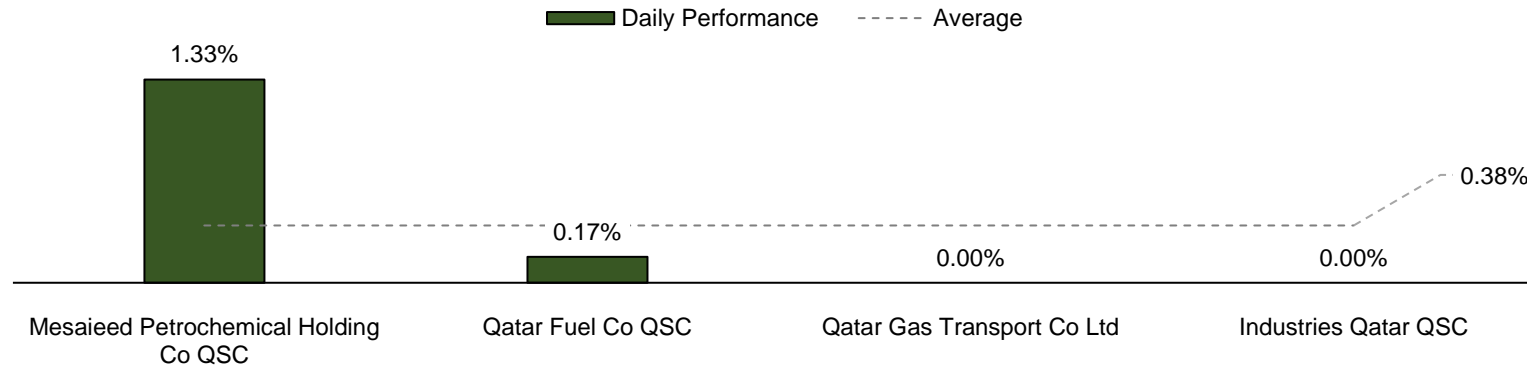
## Real Estate - Daily Performance



Company Name	Sector	Ticker	Daily Performance	Share Price	P/E Ratio	P/B Ratio	Dividend Yield
Mazaya Qatar Real Estate Development QSC	Real Estate & Construction	MRDS.QA	3.33%	0.744	61.44	0.68	6.94%
Qatar National Cement Co QSC	Real Estate & Construction	QANC.QA	1.33%	6.08	14.22	1.32	8.33%
United Development Company QPSC	Real Estate & Construction	UDCD.QA	0.00%	1.32	10.05	0.44	7.58%
Ezdan Holding Group QSC	Real Estate & Construction	ERES.QA	2.64%	0.662	40.64	0.55	0.00%
Barwa Real Estate Company QPSC	Real Estate & Construction	BRES.QA	-0.59%	3.35	8.04	0.69	7.42%
<b>Average</b>			<b>1.34%</b>	<b>2.43</b>	<b>26.88</b>	<b>0.74</b>	<b>6.05%</b>

# Qatar Stock Exchange – Daily Market Update

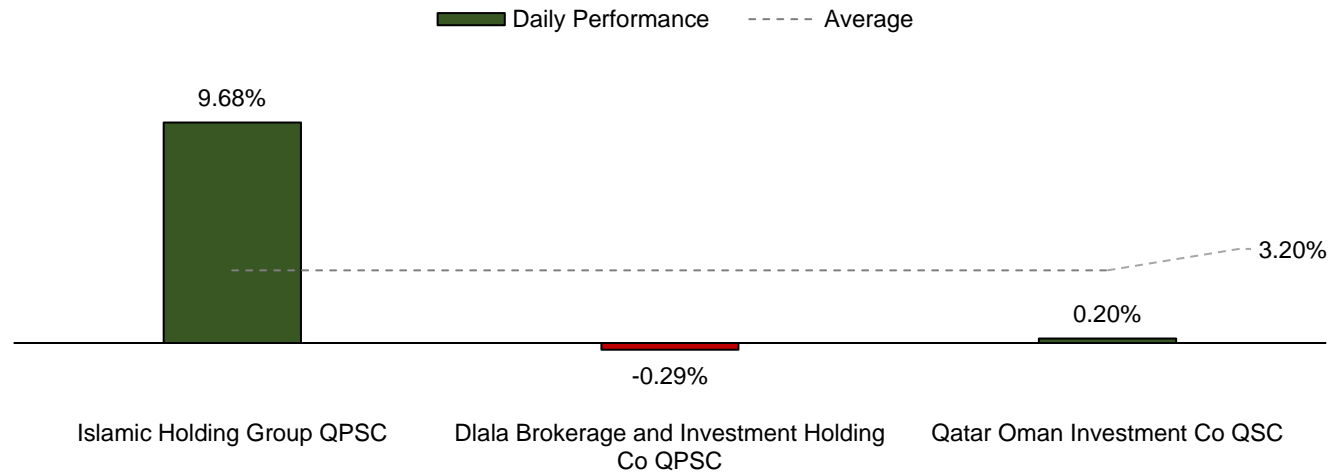
## Chemicals - Daily Performance



Company Name	Sector	Ticker	Daily Performance	Share Price	P/E Ratio	P/B Ratio	Dividend Yield	Year to Date
Mesaieed Petrochemical Holding Co QSC	Chemicals	MPHC.QA	1.33%	3.04	37.00	2.66	2.67%	104.26%
Qatar Fuel Co QSC	Chemicals	QFLS.QA	0.17%	23.54	19.42	3.00	3.40%	41.57%
Qatar Gas Transport Co Ltd	Chemicals	QGTS.QA	0.00%	2.38	14.29	2.09	4.20%	31.62%
Industries Qatar QSC	Chemicals	IQCD.QA	0.00%	11	16.72	2.01	5.45%	-17.82%
<b>Average</b>			<b>0.38%</b>	<b>9.99</b>	<b>21.86</b>	<b>2.44</b>	<b>3.93%</b>	<b>39.91%</b>

# Qatar Stock Exchange – Daily Market Update

## Investment Management - Daily Performance



Company Name	Sector	Ticker	Daily Performance	Share Price	P/E Ratio	P/B Ratio	Dividend Yield
Islamic Holding Group QPSC	Investment Management	IHGS.QA	9.68%	2.04	364.94	0.85	0.00%
Djala Brokerage and Investment Holding Co QPSC	Investment Management	DBIS.QA	-0.29%	0.68	--	0.92	--
Qatar Oman Investment Co QSC	Investment Management	QOIS.QA	0.20%	0.505	53.61	0.54	5.95%
<b>Average</b>			<b>3.20%</b>	<b>1.08</b>	<b>209.27</b>	<b>0.77</b>	<b>2.98%</b>