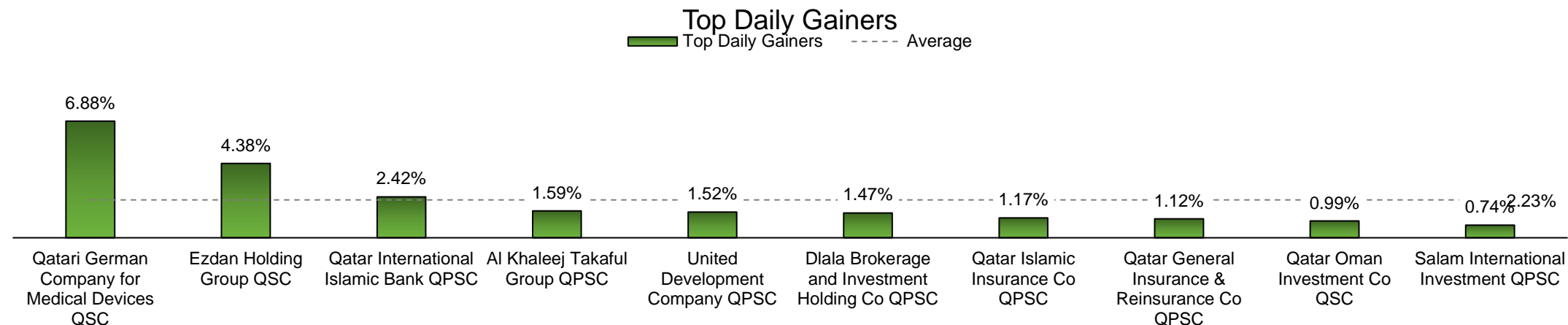
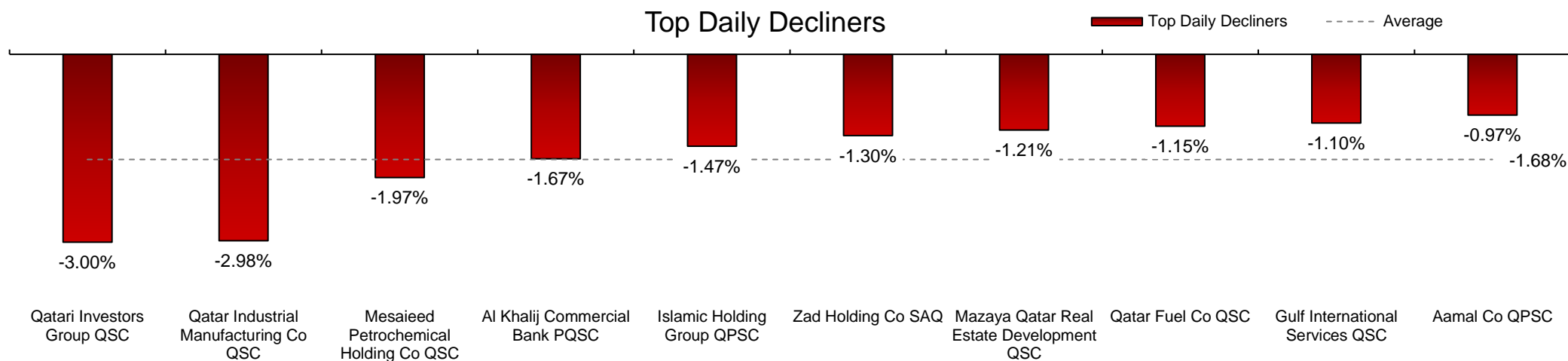


Qatar Stock Exchange – Daily Market Update



Ticker	Company Name	Top Daily Gainers	Share Price	P/E Ratio	P/B	Dividend Yield	Year to Date
QGMS.QA	Qatari German Company for Medical Devices QSC	6.88%	0.683	--	2.23	0.00%	28.98%
ERES.QA	Ezdan Holding Group QSC	4.38%	0.662	40.64	0.55	0.00%	-46.84%
QIIB.QA	Qatar International Islamic Bank QPSC	2.42%	8.69	15.41	1.97	4.60%	34.60%
KINS.QA	AI Khaleej Takaful Group QPSC	1.59%	1.89	15.47	0.91	2.65%	123.52%
UDCD.QA	United Development Company QPSC	1.52%	1.32	10.05	0.44	7.58%	-9.15%
DBIS.QA	Dlala Brokerage and Investment Holding Co QPSC	1.47%	0.68	--	0.92	--	-31.00%
QIIC.QA	Qatar Islamic Insurance Co QPSC	1.17%	6	12.82	2.53	5.83%	13.01%
QGIR.QA	Qatar General Insurance & Reinsurance Co QPSC	1.12%	3.56	14.69	0.50	2.81%	-19.79%
QOIS.QA	Qatar Oman Investment Co QSC	0.99%	0.505	53.61	0.54	5.94%	-4.49%
SALM.QA	Salam International Investment QPSC	0.74%	0.404	--	0.40	0.00%	-6.00%
Average		2.23%	2.4394	23.24	1.0984	3.27%	8.28%

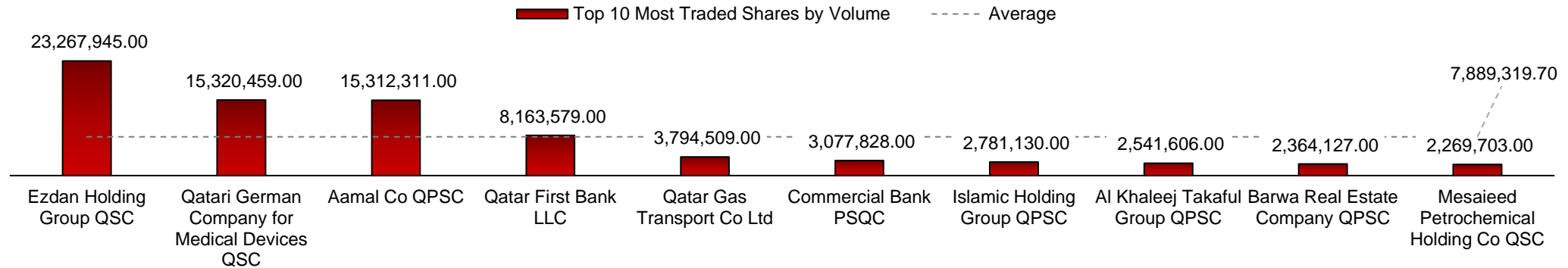
Qatar Stock Exchange – Daily Market Update



Ticker	Company	Top Daily Decliners	Share Price	P/E Ratio	P/B Ratio	Dividend Yield	Year to Date
QIGD.QA	Qatari Investors Group QSC	-3.00%	2	16.08	0.90	3.75%	-29.88%
QIMC.QA	Qatar Industrial Manufacturing Co QSC	-2.98%	3.69	10.84	1.11	6.78%	-16.16%
MPHC.QA	Mesaieed Petrochemical Holding Co QSC	-1.97%	3.04	37.00	2.66	2.63%	99.60%
KCBK.QA	Al Khalij Commercial Bank PQSC	-1.67%	1.2	6.91	0.64	6.25%	2.25%
IHGS.QA	Islamic Holding Group QPSC	-1.47%	2.04	364.94	0.85	0.00%	-8.01%
ZHCD.QA	Zad Holding Co SAQ	-1.30%	13.8	15.30	2.26	6.16%	30.96%
MRDS.QA	Mazaya Qatar Real Estate Development QSC	-1.21%	0.744	61.44	0.68	6.72%	-5.77%
QFLS.QA	Qatar Fuel Co QSC	-1.15%	23.54	19.42	3.00	3.40%	40.67%
GISS.QA	Gulf International Services QSC	-1.10%	1.82	--	0.95	0.00%	5.29%
AHCS.QA	Aamal Co QPSC	-0.97%	0.719	11.37	0.58	8.34%	-19.34%
Average		-1.68%	5.2593	60.37	1.36	4.40%	9.96%

Qatar Stock Exchange – Daily Market Update

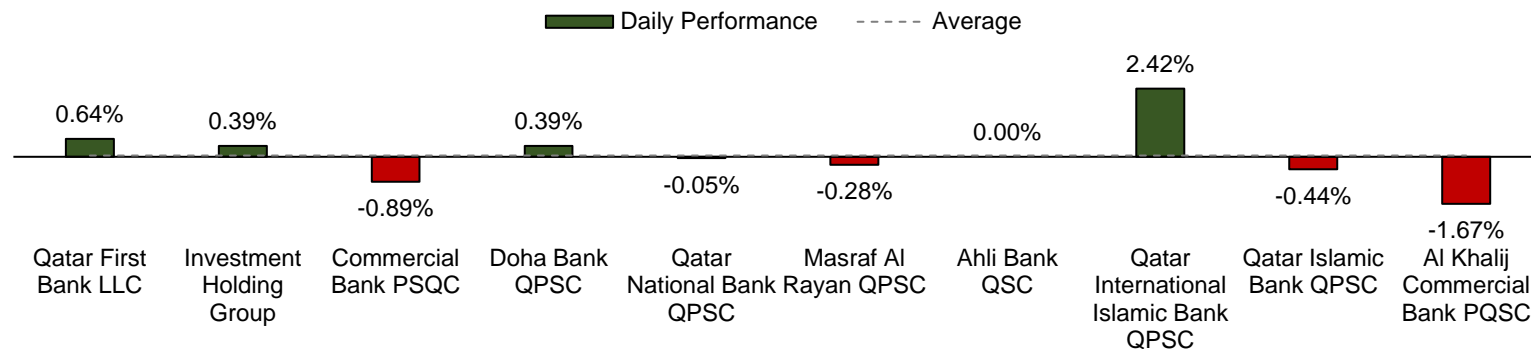
Top 10 Most Traded Shares



Ticker	Company	Top 10 Most Traded Shares by Volume
ERES.QA	Ezdan Holding Group QSC	23,267,945.00
QGMS.QA	Qatari German Company for Medical Devices QSC	15,320,459.00
AHCS.QA	Aamal Co QPSC	15,312,311.00
QFBQ.QA	Qatar First Bank LLC	8,163,579.00
QGTS.QA	Qatar Gas Transport Co Ltd	3,794,509.00
COMB.QA	Commercial Bank PSQC	3,077,828.00
IHGS.QA	Islamic Holding Group QPSC	2,781,130.00
KINS.QA	Al Khaleej Takaful Group QPSC	2,541,606.00
BRES.QA	Barwa Real Estate Company QPSC	2,364,127.00
MPHC.QA	Mesaieed Petrochemical Holding Co QSC	2,269,703.00
Average		7,889,319.70

Qatar Stock Exchange – Daily Market Update

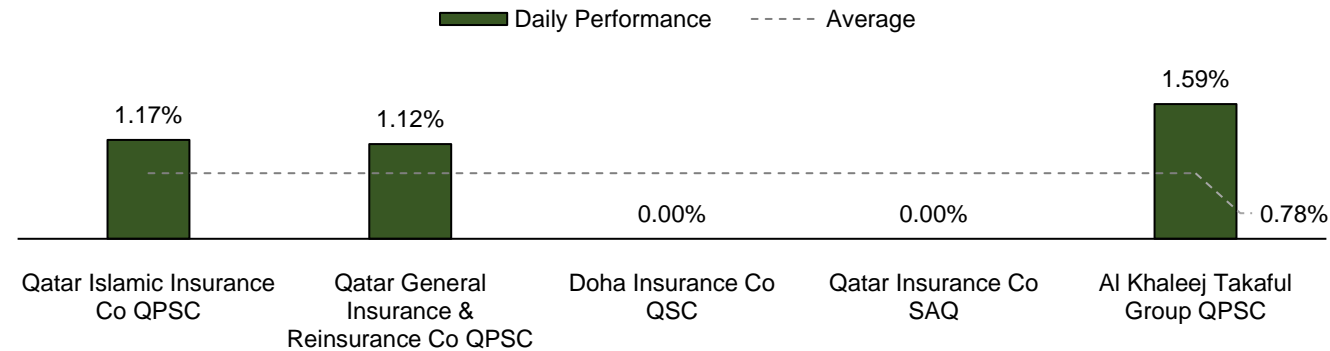
Banks - Daily Performance



Company Name	Sector	Ticker	Daily Performance	Share Price	P/E Ratio	P/B Ratio	Dividend Yield	Year to Date
Qatar First Bank LLC	Banks	QFBQ.QA	0.64%	0.313	--	0.89	0.00%	-22.79%
Investment Holding Group	Banks	IGRD.QA	0.39%	0.516	6.81	0.56	4.84%	5.93%
Commercial Bank PSQC	Banks	COMB.QA	-0.89%	4.5	12.12	0.88	3.33%	13.48%
Doha Bank QPSC	Banks	DOBK.QA	0.39%	2.56	12.06	0.60	3.91%	15.77%
Qatar National Bank QPSC	Banks	QNBK.QA	-0.05%	19.21	12.62	2.02	3.12%	-1.28%
Masraf Al Rayan QPSC	Banks	MARK.QA	-0.28%	3.55	12.43	2.07	5.63%	-15.07%
Ahli Bank QSC	Banks	AABQ.QA	0.00%	3.5	12.06	1.43	2.60%	37.50%
Qatar International Islamic Bank QPSC	Banks	QIIB.QA	2.42%	8.69	15.41	1.97	4.60%	34.60%
Qatar Islamic Bank QPSC	Banks	QISB.QA	-0.44%	16	14.27	1.93	3.13%	4.80%
Al Khalij Commercial Bank PQSC	Banks	KCBK.QA	-1.67%	1.2	6.91	0.64	6.25%	2.25%
Average			0.05%	6.0039	11.63	1.30	3.74%	7.52%

Qatar Stock Exchange – Daily Market Update

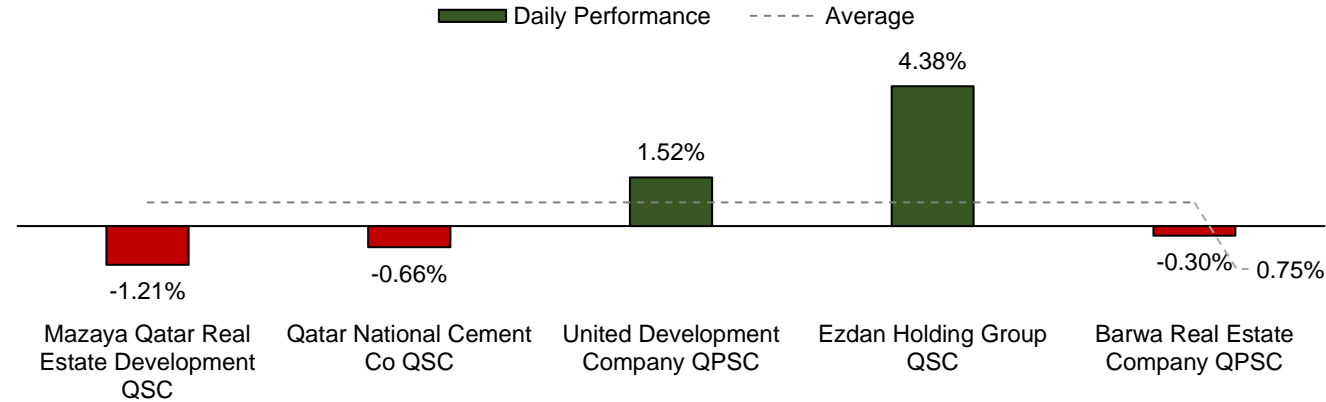
Insurance - Daily Performance



Company Name	Sector	Ticker	Daily Performance	Share Price	P/E Ratio	P/B Ratio	Dividend Yield
Qatar Islamic Insurance Co QPSC	Insurance	QIIC.QA	1.17%	6	12.82	2.53	5.83%
Qatar General Insurance & Reinsurance Co QPSC	Insurance	QGIR.QA	1.12%	3.56	14.69	0.50	2.81%
Doha Insurance Co QSC	Insurance	DICO.QA	0.00%	1.04	8.56	0.49	7.69%
Qatar Insurance Co SAQ	Insurance	QINS.QA	0.00%	3.36	18.15	1.13	4.46%
Al Khaleej Takaful Group QPSC	Insurance	KINS.QA	1.59%	1.89	15.47	0.91	2.65%
Average			0.78%	3.17	13.94	1.11	4.69%

Qatar Stock Exchange – Daily Market Update

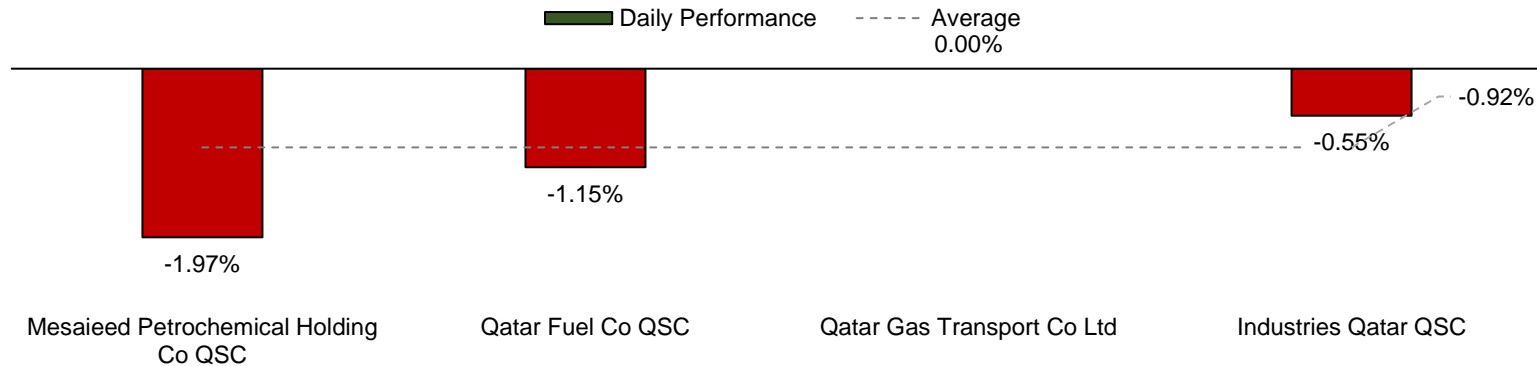
Real Estate - Daily Performance



Company Name	Sector	Ticker	Daily Performance	Share Price	P/E Ratio	P/B Ratio	Dividend Yield
Mazaya Qatar Real Estate Development QSC	Real Estate & Construction	MRDS.QA	-1.21%	0.744	61.44	0.68	6.72%
Qatar National Cement Co QSC	Real Estate & Construction	QANC.QA	-0.66%	6.08	14.22	1.32	8.22%
United Development Company QPSC	Real Estate & Construction	UDCD.QA	1.52%	1.32	10.05	0.44	7.58%
Ezdan Holding Group QSC	Real Estate & Construction	ERES.QA	4.38%	0.662	40.64	0.55	0.00%
Barwa Real Estate Company QPSC	Real Estate & Construction	BRES.QA	-0.30%	3.35	8.04	0.69	7.46%
Average			0.75%	2.43	26.88	0.74	6.00%

Qatar Stock Exchange – Daily Market Update

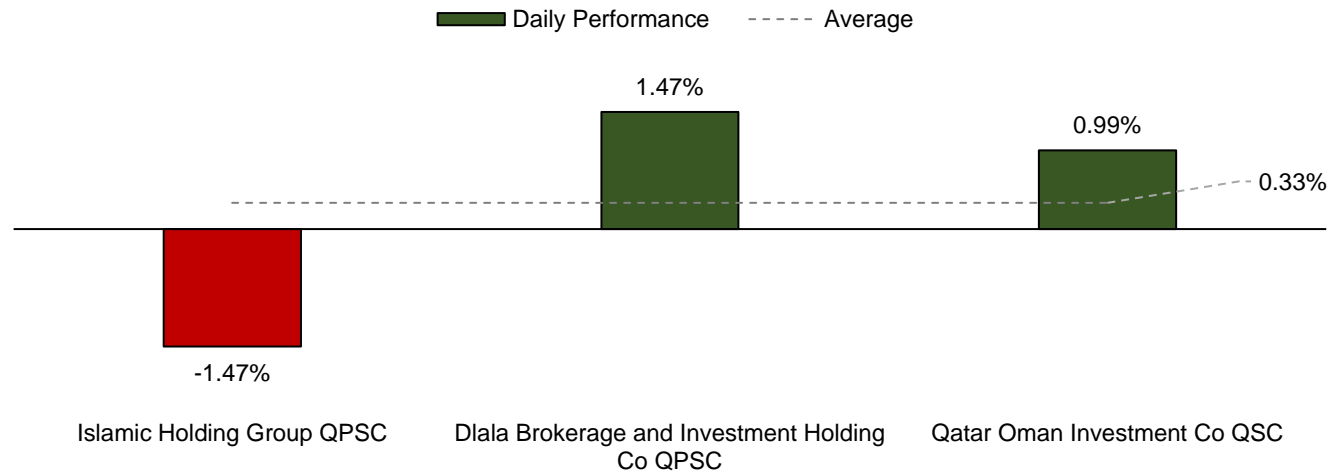
Chemicals - Daily Performance



Company Name	Sector	Ticker	Daily Performance	Share Price	P/E Ratio	P/B Ratio	Dividend Yield	Year to Date
Mesaieed Petrochemical Holding Co QSC	Chemicals	MPHC.QA	-1.97%	3.04	37.00	2.66	2.63%	99.60%
Qatar Fuel Co QSC	Chemicals	QFLS.QA	-1.15%	23.54	19.42	3.00	3.40%	40.67%
Qatar Gas Transport Co Ltd	Chemicals	QGTS.QA	0.00%	2.38	14.29	2.09	4.20%	31.62%
Industries Qatar QSC	Chemicals	IQCD.QA	-0.55%	11	16.72	2.01	5.45%	-17.90%
Average			-0.92%	9.99	21.86	2.44	3.92%	38.50%

Qatar Stock Exchange – Daily Market Update

Investment Management - Daily Performance



Company Name	Sector	Ticker	Daily Performance	Share Price	P/E Ratio	P/B Ratio	Dividend Yield
Islamic Holding Group QPSC	Investment Management	IHGS.QA	-1.47%	2.04	364.94	0.85	0.00%
Dlala Brokerage and Investment Holding Co QPSC	Investment Management	DBIS.QA	1.47%	0.68	--	0.92	--
Qatar Oman Investment Co QSC	Investment Management	QOIS.QA	0.99%	0.505	53.61	0.54	5.94%
Average			0.33%	1.08	209.27	0.77	2.97%