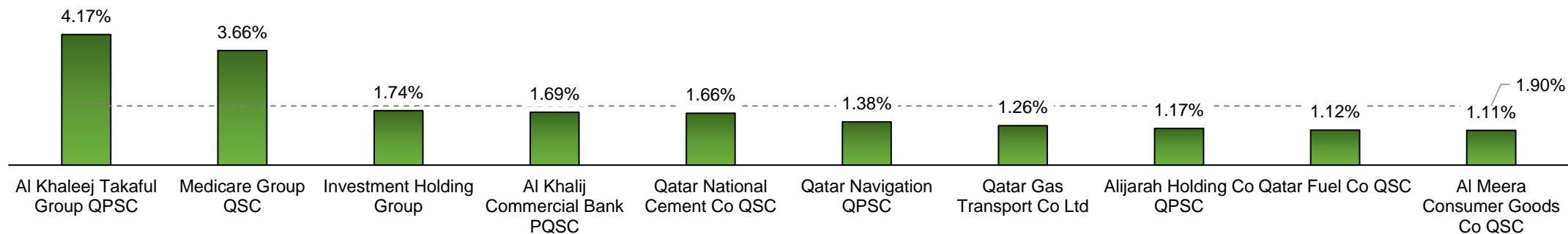


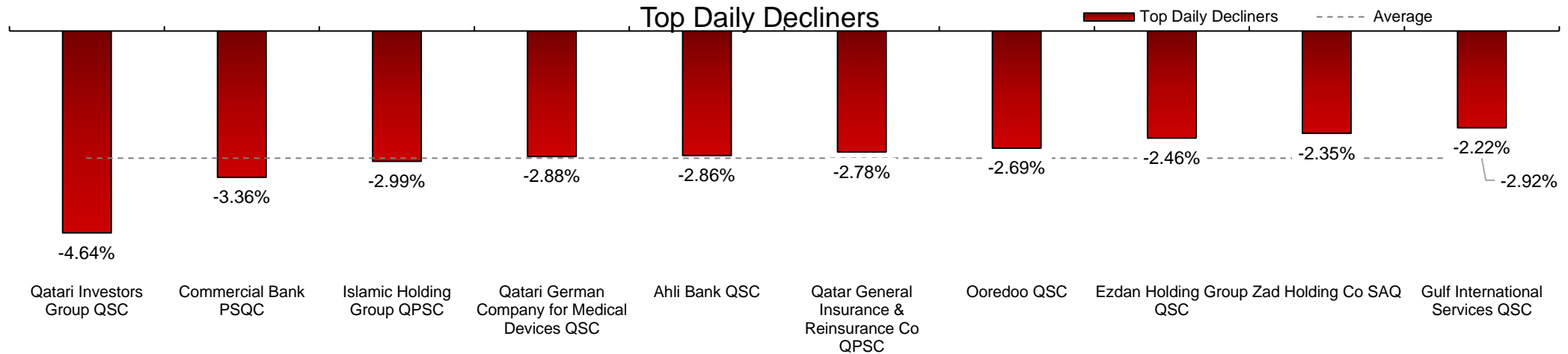
Qatar Stock Exchange – Daily Market Update

Top Daily Gainers
█ Top Daily Gainers - - - - Average



Ticker	Company Name	Top Daily Gainers	Share Price	P/E Ratio	P/B	Dividend Yield	Year to Date
KINS.QA	Al Khaleej Takaful Group QPSC	4.17%	2	16.37	0.97	2.60%	132.83%
MCGS.QA	Medicare Group QSC	3.66%	7.64	25.27	2.21	4.07%	19.65%
IGRD.QA	Investment Holding Group	1.74%	0.527	6.96	0.57	4.83%	7.77%
KCBK.QA	Al Khalij Commercial Bank PQSC	1.69%	1.2	6.91	0.64	6.36%	3.99%
QANC.QA	Qatar National Cement Co QSC	1.66%	6.14	14.36	1.34	8.28%	3.03%
QNNC.QA	Qatar Navigation QPSC	1.38%	6.59	13.99	0.53	4.62%	-1.53%
QGTS.QA	Qatar Gas Transport Co Ltd	1.26%	2.41	14.47	2.12	4.20%	31.62%
NLCS.QA	Aljarah Holding Co QPSC	1.17%	0.692	47.40	0.49	7.31%	-21.27%
QFLS.QA	Qatar Fuel Co QSC	1.12%	23.53	19.41	3.00	3.44%	41.03%
MERS.QA	Al Meera Consumer Goods Co QSC	1.11%	15.48	16.82	2.32	5.55%	4.59%
Average		1.90%	6.6209	18.19	1.4176	5.13%	22.17%

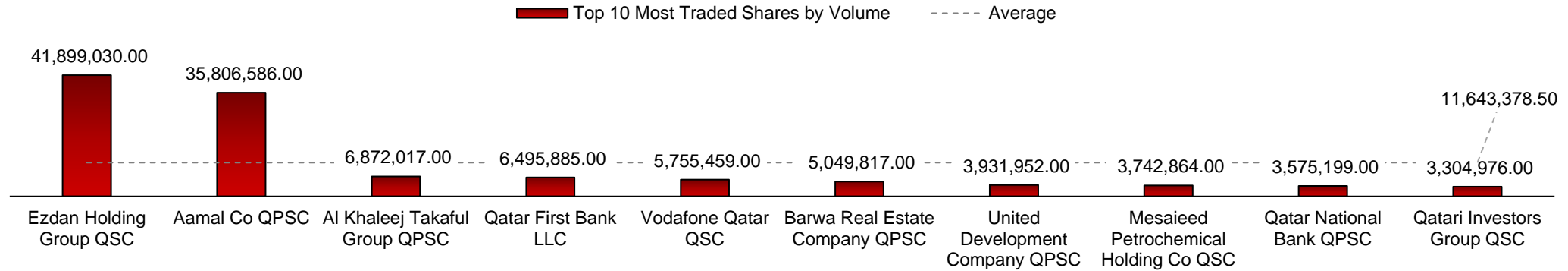
Qatar Stock Exchange – Daily Market Update



Ticker	Company	Top Daily Decliners	Share Price	P/E Ratio	P/B Ratio	Dividend Yield	Year to Date
QIGD.QA	Qatari Investors Group QSC	-4.64%	1.85	14.88	0.83	3.87%	-31.68%
COMB.QA	Commercial Bank PSQC	-3.36%	4.31	11.61	0.85	3.36%	9.42%
IHGS.QA	Islamic Holding Group QPSC	-2.99%	1.95	348.84	0.81	0.00%	-10.76%
QGMS.QA	Qatari German Company for Medical Devices QSC	-2.88%	0.709	--	2.31	0.00%	25.27%
AABQ.QA	Ahli Bank QSC	-2.86%	3.4	11.71	1.39	2.60%	33.57%
QGIR.QA	Qatar General Insurance & Reinsurance Co QPSC	-2.78%	3.5	14.44	0.49	2.78%	-22.01%
ORDS.QA	Ooredoo QSC	-2.69%	7.23	13.49	1.04	3.36%	-3.60%
ERES.QA	Ezdan Holding Group QSC	-2.46%	0.674	41.38	0.56	0.00%	-47.77%
ZHCD.QA	Zad Holding Co SAQ	-2.35%	13.3	14.74	2.18	6.24%	27.88%
GISS.QA	Gulf International Services QSC	-2.22%	1.76	--	0.92	0.00%	2.35%
Average		-2.92%	3.8683	58.89	1.14	2.22%	-1.73%

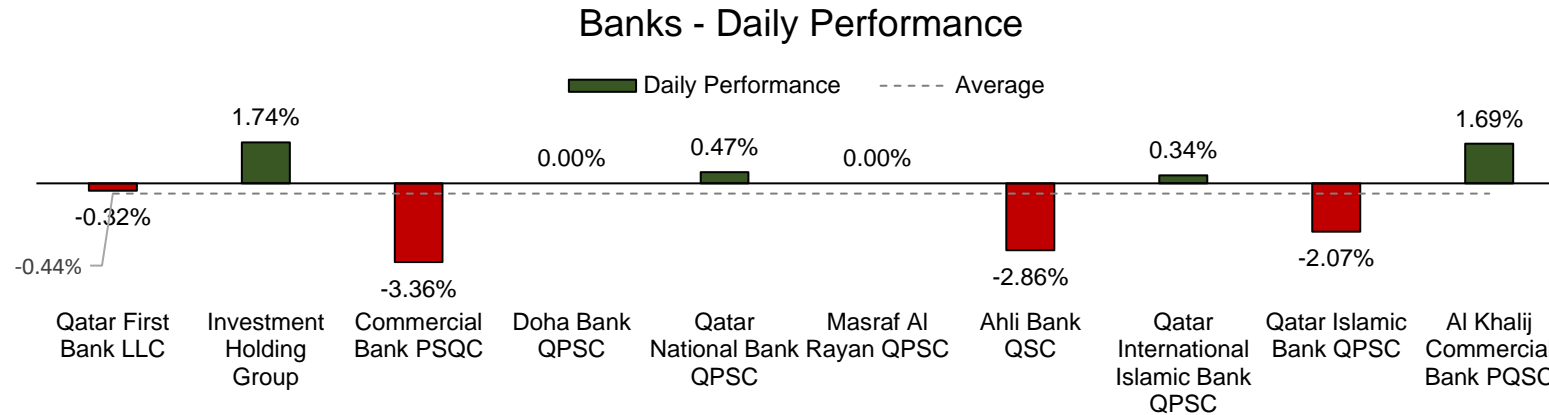
Qatar Stock Exchange – Daily Market Update

Top 10 Most Traded Shares



Ticker	Company	Top 10 Most Traded Shares by Volume
ERES.QA	Ezdan Holding Group QSC	41,899,030.00
AHCS.QA	Aamal Co QPSC	35,806,586.00
KINS.QA	Al Khaleej Takaful Group QPSC	6,872,017.00
QFBQ.QA	Qatar First Bank LLC	6,495,885.00
VFQS.QA	Vodafone Qatar QSC	5,755,459.00
BRES.QA	Barwa Real Estate Company QPSC	5,049,817.00
UDCD.QA	United Development Company QPSC	3,931,952.00
MPHC.QA	Mesaieed Petrochemical Holding Co QSC	3,742,864.00
QNBK.QA	Qatar National Bank QPSC	3,575,199.00
QIGD.QA	Qatari Investors Group QSC	3,304,976.00
Average		11,643,378.50

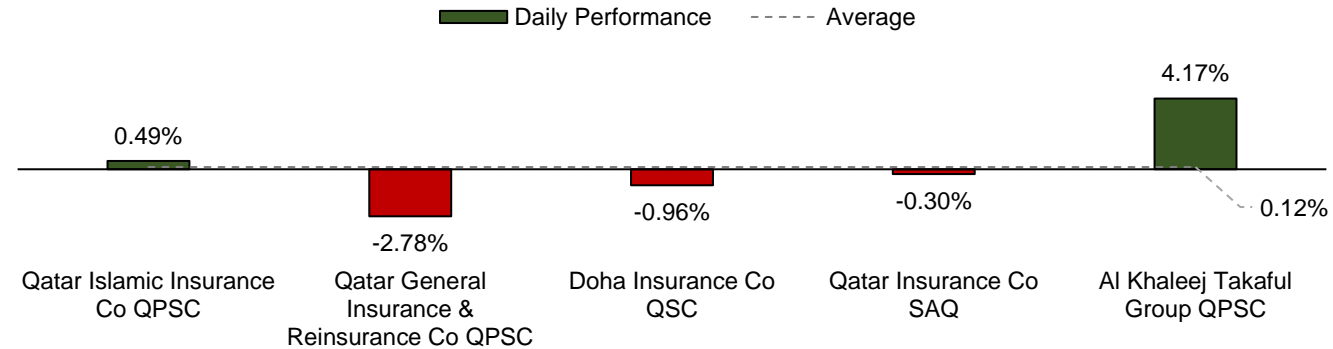
Qatar Stock Exchange – Daily Market Update



Company Name	Sector	Ticker	Daily Performance	Share Price	P/E Ratio	P/B Ratio	Dividend Yield	Year to Date
Qatar First Bank LLC	Banks	QFBQ.QA	-0.32%	0.314	--	0.90	0.00%	-23.28%
Investment Holding Group	Banks	IGRD.QA	1.74%	0.527	6.96	0.57	4.83%	7.77%
Commercial Bank PSQC	Banks	COMB.QA	-3.36%	4.31	11.61	0.85	3.36%	9.42%
Doha Bank QPSC	Banks	DOBK.QA	0.00%	2.57	12.11	0.60	3.89%	15.77%
Qatar National Bank QPSC	Banks	QNBK.QA	0.47%	19.29	12.67	2.03	3.13%	-1.03%
Masraf Al Rayan QPSC	Banks	MARK.QA	0.00%	3.54	12.39	2.06	5.65%	-14.83%
Ahli Bank QSC	Banks	AABQ.QA	-2.86%	3.4	11.71	1.39	2.60%	33.57%
Qatar International Islamic Bank QPSC	Banks	QIIB.QA	0.34%	8.93	15.83	2.02	4.49%	35.66%
Qatar Islamic Bank QPSC	Banks	QISB.QA	-2.07%	15.6	13.91	1.88	3.14%	3.95%
Al Khalij Commercial Bank PQSC	Banks	KCBK.QA	1.69%	1.2	6.91	0.64	6.36%	3.99%
Average			-0.44%	5.9681	11.57	1.29	3.74%	7.10%

Qatar Stock Exchange – Daily Market Update

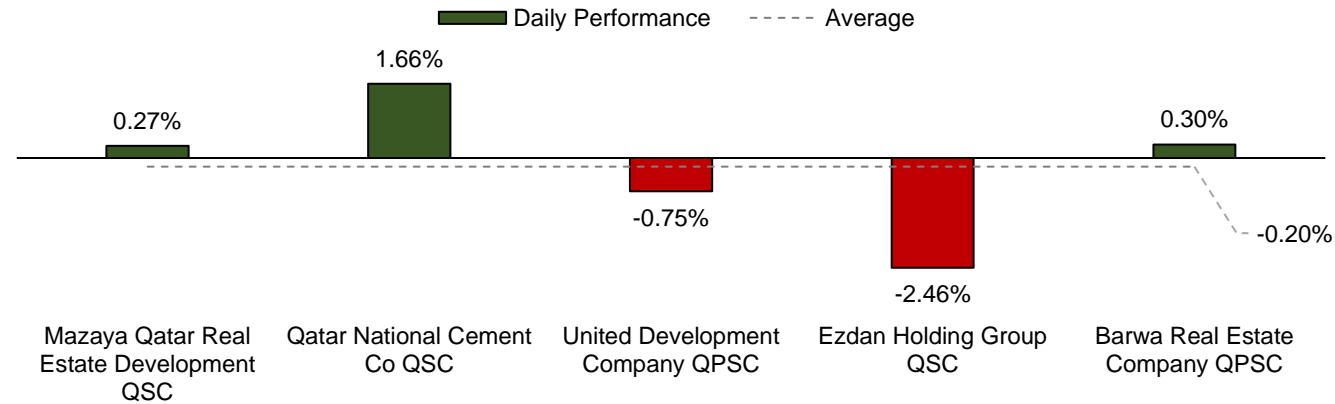
Insurance - Daily Performance



Company Name	Sector	Ticker	Daily Performance	Share Price	P/E Ratio	P/B Ratio	Dividend Yield
Qatar Islamic Insurance Co QPSC	Insurance	QIIC.QA	0.49%	6.1	13.04	2.57	5.77%
Qatar General Insurance & Reinsurance Co QPSC	Insurance	QGIR.QA	-2.78%	3.5	14.44	0.49	2.78%
Doha Insurance Co QSC	Insurance	DICO.QA	-0.96%	1.03	8.48	0.48	7.69%
Qatar Insurance Co SAQ	Insurance	QINS.QA	-0.30%	3.35	18.10	1.12	4.46%
Al Khaleej Takaful Group QPSC	Insurance	KINS.QA	4.17%	2	16.37	0.97	2.60%
Average			0.12%	3.20	14.09	1.13	4.66%

Qatar Stock Exchange – Daily Market Update

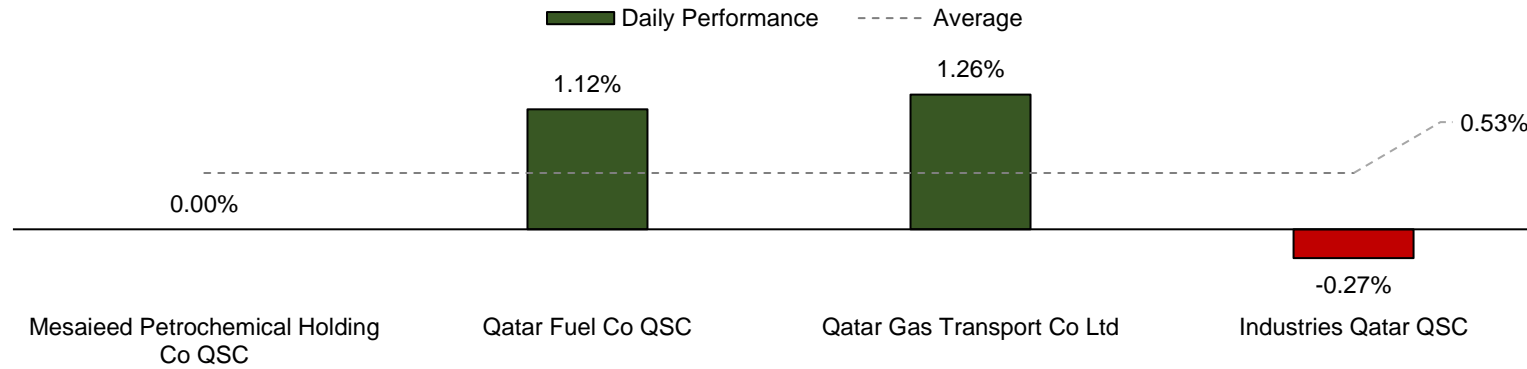
Real Estate - Daily Performance



Company Name	Sector	Ticker	Daily Performance	Share Price	P/E Ratio	P/B Ratio	Dividend Yield
Mazaya Qatar Real Estate Development QSC	Real Estate & Construction	MRDS.QA	0.27%	0.737	60.86	0.68	6.80%
Qatar National Cement Co QSC	Real Estate & Construction	QANC.QA	1.66%	6.14	14.36	1.34	8.28%
United Development Company QPSC	Real Estate & Construction	UDCD.QA	-0.75%	1.33	10.13	0.44	7.46%
Ezdan Holding Group QSC	Real Estate & Construction	ERES.QA	-2.46%	0.674	41.38	0.56	0.00%
Barwa Real Estate Company QPSC	Real Estate & Construction	BRES.QA	0.30%	3.35	8.04	0.69	7.49%
Average			-0.20%	2.45	26.95	0.74	6.01%

Qatar Stock Exchange – Daily Market Update

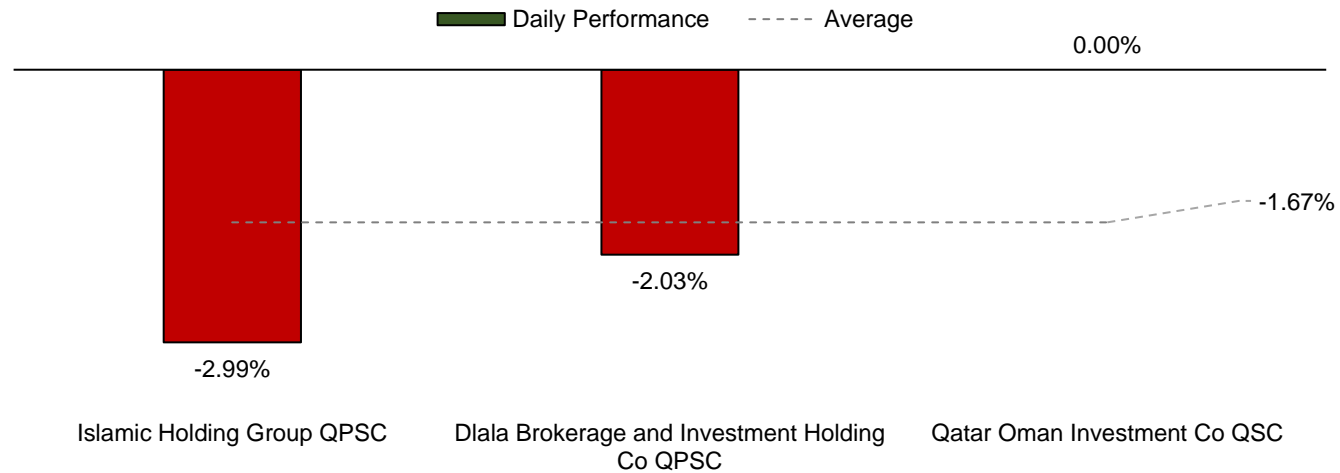
Chemicals - Daily Performance



Company Name	Sector	Ticker	Daily Performance	Share Price	P/E Ratio	P/B Ratio	Dividend Yield	Year to Date
Mesaieed Petrochemical Holding Co QSC	Chemicals	MPHC.QA	0.00%	2.98	36.27	2.61	2.68%	99.60%
Qatar Fuel Co QSC	Chemicals	QFLS.QA	1.12%	23.53	19.41	3.00	3.44%	41.03%
Qatar Gas Transport Co Ltd	Chemicals	QGTS.QA	1.26%	2.41	14.47	2.12	4.20%	31.62%
Industries Qatar QSC	Chemicals	IQCD.QA	-0.27%	10.91	16.59	1.99	5.48%	-18.42%
Average			0.53%	9.96	21.68	2.43	3.95%	38.46%

Qatar Stock Exchange – Daily Market Update

Investment Management - Daily Performance



Company Name	Sector	Ticker	Daily Performance	Share Price	P/E Ratio	P/B Ratio	Dividend Yield
Islamic Holding Group QPSC	Investment Management	IHGS.QA	-2.99%	1.95	348.84	0.81	0.00%
Dlala Brokerage and Investment Holding Co QPSC	Investment Management	DBIS.QA	-2.03%	0.676	--	0.91	--
Qatar Oman Investment Co QSC	Investment Management	QOIS.QA	0.00%	0.51	54.14	0.54	5.88%
Average			-1.67%	1.05	201.49	0.75	2.94%