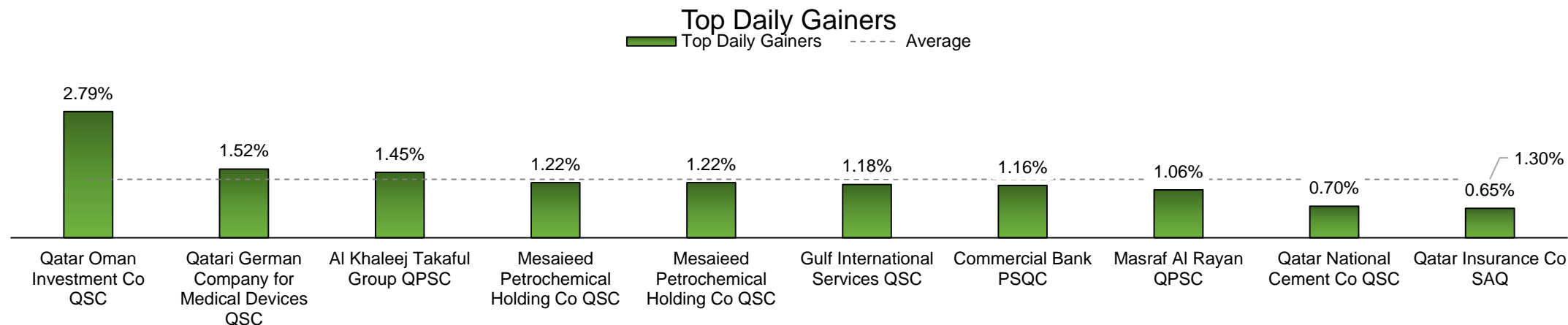
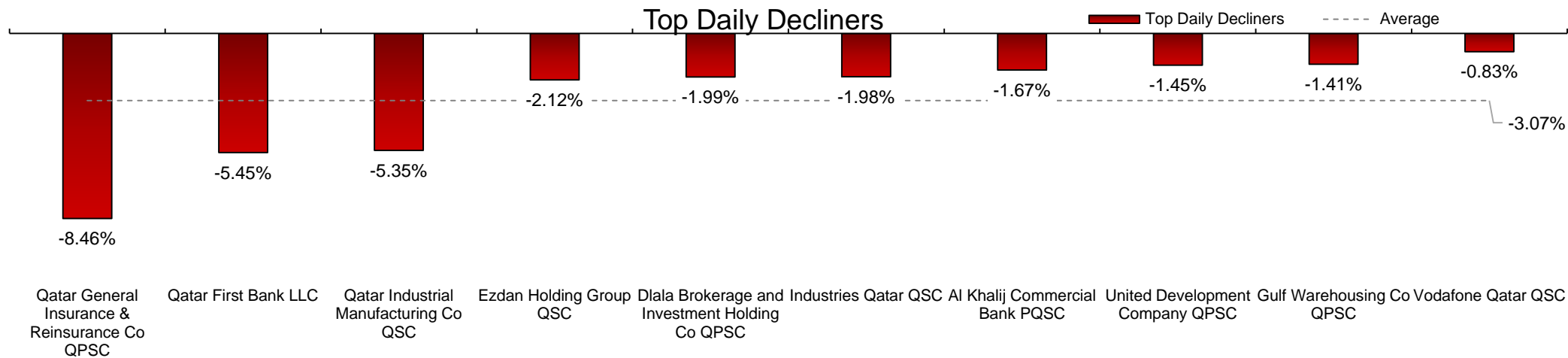


Qatar Stock Exchange – Daily Market Update



Ticker	Company Name	Top Daily Gainers	Share Price	P/E Ratio	P/B	Dividend Yield	Year to Date
QOIS.QA	Qatar Oman Investment Co QSC	2.79%	0.501	53.18	0.53	5.99%	-3.56%
QGMS.QA	Qatari German Company for Medical Devices QSC	1.52%	0.66	--	2.15	0.00%	18.37%
KINS.QA	Al Khaleej Takaful Group QPSC	1.45%	2.07	16.94	1.00	2.42%	144.47%
MPHC.QA	Mesaieed Petrochemical Holding Co QSC	1.22%	2.46	35.94	2.12	3.25%	65.00%
MPHC.QA	Mesaieed Petrochemical Holding Co QSC	1.22%	2.46	35.94	2.12	3.25%	65.00%
GISS.QA	Gulf International Services QSC	1.18%	1.7	--	0.88	0.00%	1.18%
COMB.QA	Commercial Bank PSQC	1.16%	4.3	10.44	0.81	3.49%	9.16%
MARK.QA	Masraf Al Rayan QPSC	1.06%	3.77	13.14	2.11	5.31%	-9.07%
QANC.QA	Qatar National Cement Co QSC	0.70%	5.74	14.52	1.23	8.71%	-2.86%
QINS.QA	Qatar Insurance Co SAQ	0.65%	3.07	16.36	1.02	4.89%	-14.21%
Average		1.30%	2.6731	24.56	1.3981	3.73%	27.35%

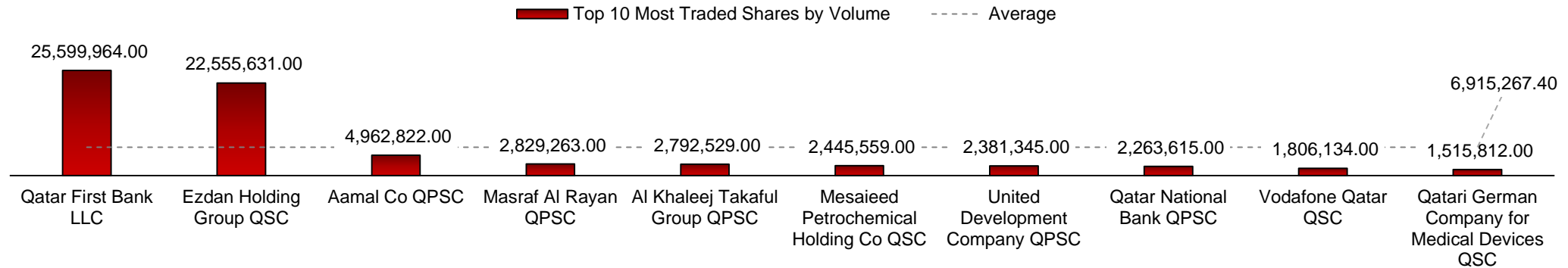
Qatar Stock Exchange – Daily Market Update



Ticker	Company	Top Daily Decliners	Share Price	P/E Ratio	P/B Ratio	Dividend Yield	Year to Date
QGIR.QA	Qatar General Insurance & Reinsurance Co QPSC	-8.46%	2.6	12.65	0.36	3.85%	-46.97%
QFBQ.QA	Qatar First Bank LLC	-5.45%	0.33	--	0.94	0.00%	-23.53%
QIMC.QA	Qatar Industrial Manufacturing Co QSC	-5.35%	3.55	10.43	1.07	7.04%	-21.31%
ERES.QA	Ezdan Holding Group QSC	-2.12%	0.659	36.45	0.55	0.00%	-49.77%
DBIS.QA	Dlala Brokerage and Investment Holding Co QPSC	-1.99%	0.654	--	0.91	--	-35.90%
IQCD.QA	Industries Qatar QSC	-1.98%	10.6	19.79	1.90	5.66%	-22.24%
KCBK.QA	Al Khalij Commercial Bank PQSC	-1.67%	1.2	6.79	0.63	6.25%	2.25%
UDCD.QA	United Development Company QPSC	-1.45%	1.38	11.23	0.45	7.25%	-7.12%
GWCS.QA	Gulf Warehousing Co QPSC	-1.41%	4.98	11.89	1.68	3.82%	27.63%
VFQS.QA	Vodafone Qatar QSC	-0.83%	1.21	33.92	1.14	4.13%	-23.82%
Average		-3.07%	2.7163	17.89	0.96	4.22%	-20.08%

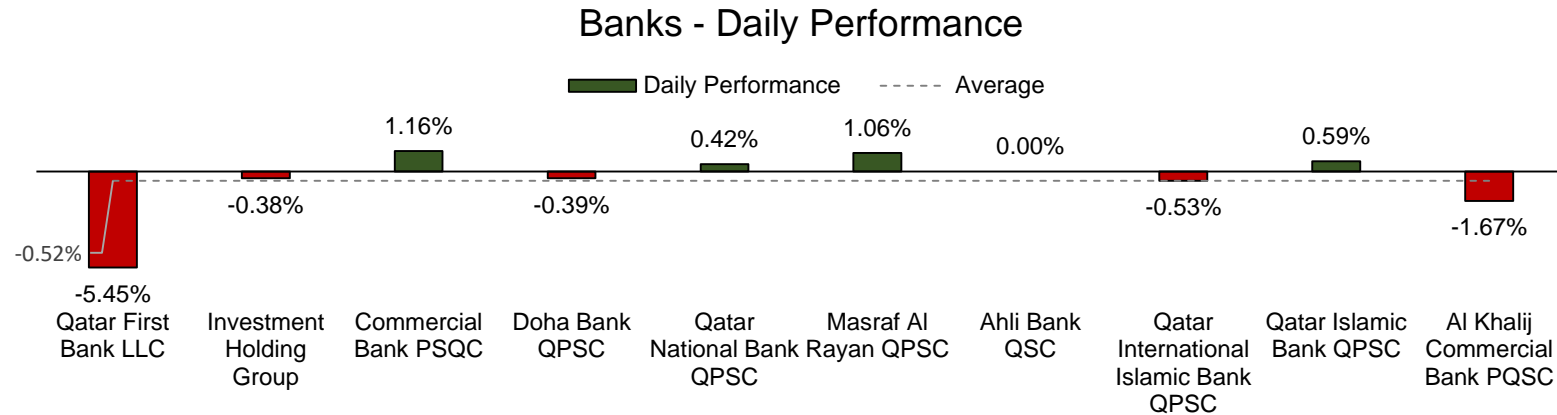
Qatar Stock Exchange – Daily Market Update

Top 10 Most Traded Shares



Ticker	Company	Top 10 Most Traded Shares by Volume
QFBQ.QA	Qatar First Bank LLC	25,599,964.00
ERES.QA	Ezdan Holding Group QSC	22,555,631.00
AHCS.QA	Aamal Co QPSC	4,962,822.00
MARK.QA	Masraf Al Rayan QPSC	2,829,263.00
KINS.QA	Al Khaleej Takaful Group QPSC	2,792,529.00
MPHC.QA	Mesaieed Petrochemical Holding Co QSC	2,445,559.00
UDCD.QA	United Development Company QPSC	2,381,345.00
QNBK.QA	Qatar National Bank QPSC	2,263,615.00
VFQS.QA	Vodafone Qatar QSC	1,806,134.00
QGMS.QA	Qatari German Company for Medical Devices QSC	1,515,812.00
Average		6,915,267.40

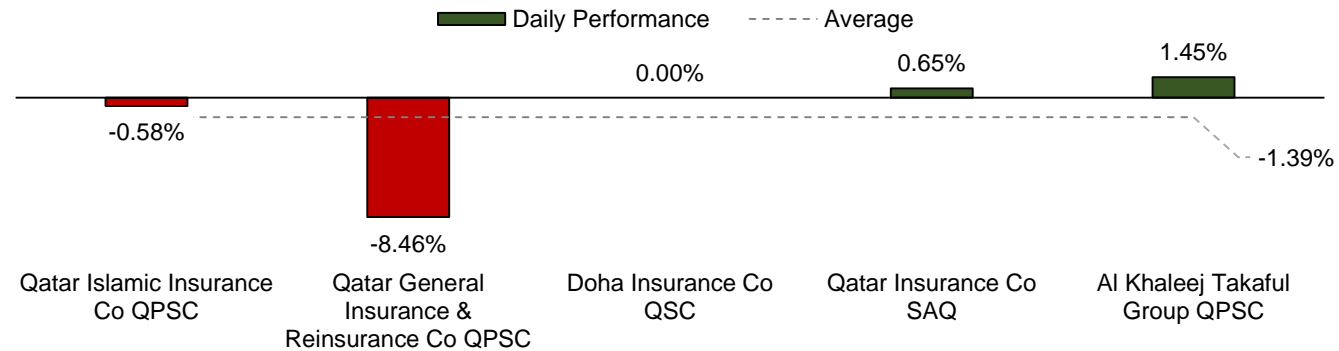
Qatar Stock Exchange – Daily Market Update



Company Name	Sector	Ticker	Daily Performance	Share Price	P/E Ratio	P/B Ratio	Dividend Yield	Year to Date
Qatar First Bank LLC	Banks	QFBQ.QA	-5.45%	0.33	--	0.94	0.00%	-23.53%
Investment Holding Group	Banks	IGRD.QA	-0.38%	0.528	6.97	0.57	4.73%	7.57%
Commercial Bank PSQC	Banks	COMB.QA	1.16%	4.3	10.44	0.81	3.49%	9.16%
Doha Bank QPSC	Banks	DOBK.QA	-0.39%	2.55	11.44	0.59	3.92%	13.51%
Qatar National Bank QPSC	Banks	QNBK.QA	0.42%	19.15	12.48	1.93	3.13%	-2.15%
Masraf Al Rayan QPSC	Banks	MARK.QA	1.06%	3.77	13.14	2.11	5.31%	-9.07%
Ahli Bank QSC	Banks	AABQ.QA	0.00%	3.6	12.39	1.43	2.53%	41.43%
Qatar International Islamic Bank QPSC	Banks	QIIB.QA	-0.53%	9.49	16.53	2.07	4.21%	42.77%
Qatar Islamic Bank QPSC	Banks	QISB.QA	0.59%	15.25	13.05	1.77	3.28%	-0.46%
AI Khalij Commercial Bank PQSC	Banks	KCBK.QA	-1.67%	1.2	6.79	0.63	6.25%	2.25%
Average			-0.52%	6.0168	11.47	1.28	3.69%	8.15%

Qatar Stock Exchange – Daily Market Update

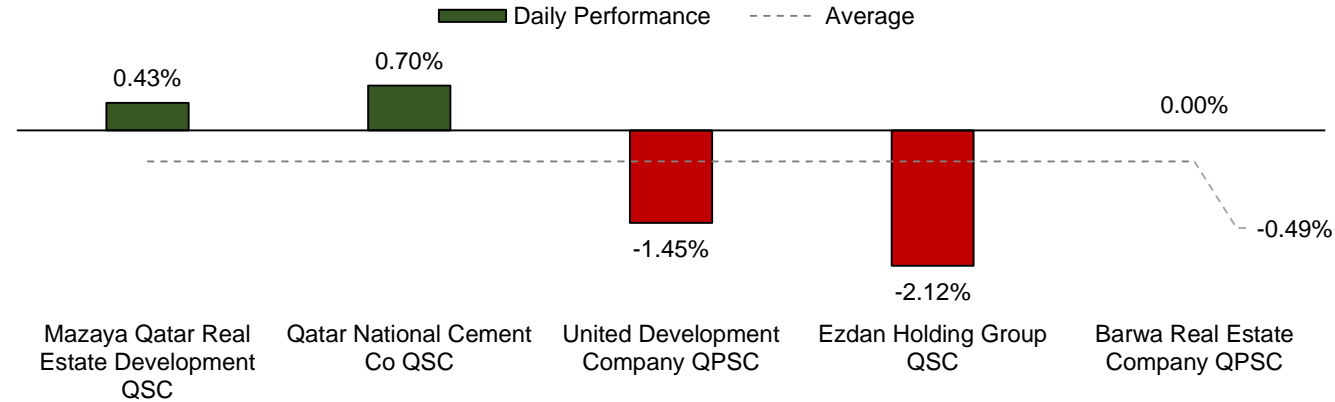
Insurance - Daily Performance



Company Name	Sector	Ticker	Daily Performance	Share Price	P/E Ratio	P/B Ratio	Dividend Yield
Qatar Islamic Insurance Co QPSC	Insurance	QIIC.QA	-0.58%	6.93	14.81	2.92	5.05%
Qatar General Insurance & Reinsurance Co QPSC	Insurance	QGIR.QA	-8.46%	2.6	12.65	0.36	3.85%
Doha Insurance Co QSC	Insurance	DICO.QA	0.00%	1.05	8.09	0.49	7.62%
Qatar Insurance Co SAQ	Insurance	QINS.QA	0.65%	3.07	16.36	1.02	4.89%
Al Khaleej Takaful Group QPSC	Insurance	KINS.QA	1.45%	2.07	16.94	1.00	2.42%
Average			-1.39%	3.14	13.77	1.16	4.76%

Qatar Stock Exchange – Daily Market Update

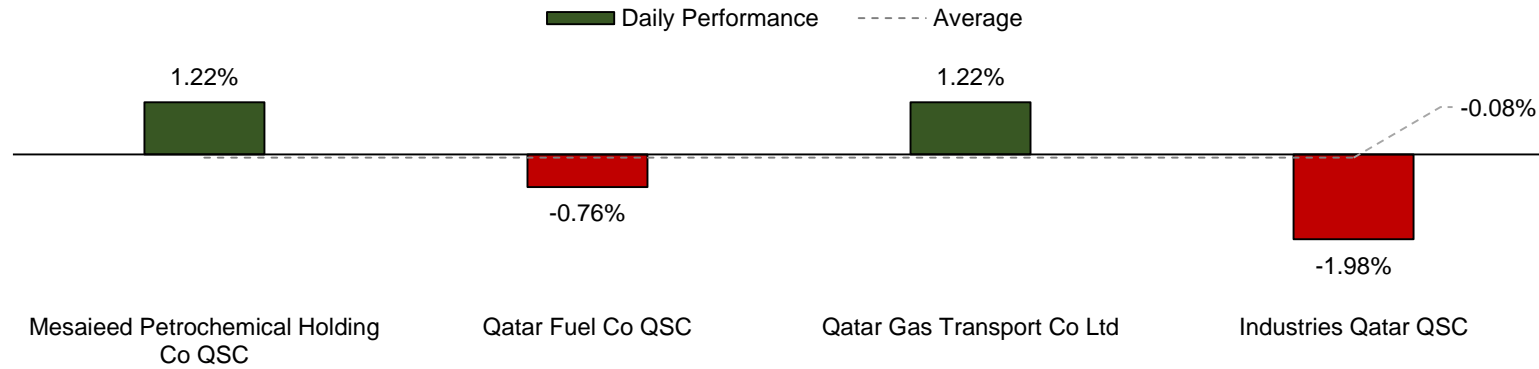
Real Estate - Daily Performance



Company Name	Sector	Ticker	Daily Performance	Share Price	P/E Ratio	P/B Ratio	Dividend Yield
Mazaya Qatar Real Estate Development QSC	Real Estate & Construction	MRDS.QA	0.43%	0.701	57.89	0.64	7.13%
Qatar National Cement Co QSC	Real Estate & Construction	QANC.QA	0.70%	5.74	14.52	1.23	8.71%
United Development Company QPSC	Real Estate & Construction	UDCD.QA	-1.45%	1.38	11.23	0.45	7.25%
Ezdan Holding Group QSC	Real Estate & Construction	ERES.QA	-2.12%	0.659	36.45	0.55	0.00%
Barwa Real Estate Company QPSC	Real Estate & Construction	BRES.QA	0.00%	3.39	8.06	0.69	7.37%
Average			-0.49%	2.37	25.63	0.71	6.09%

Qatar Stock Exchange – Daily Market Update

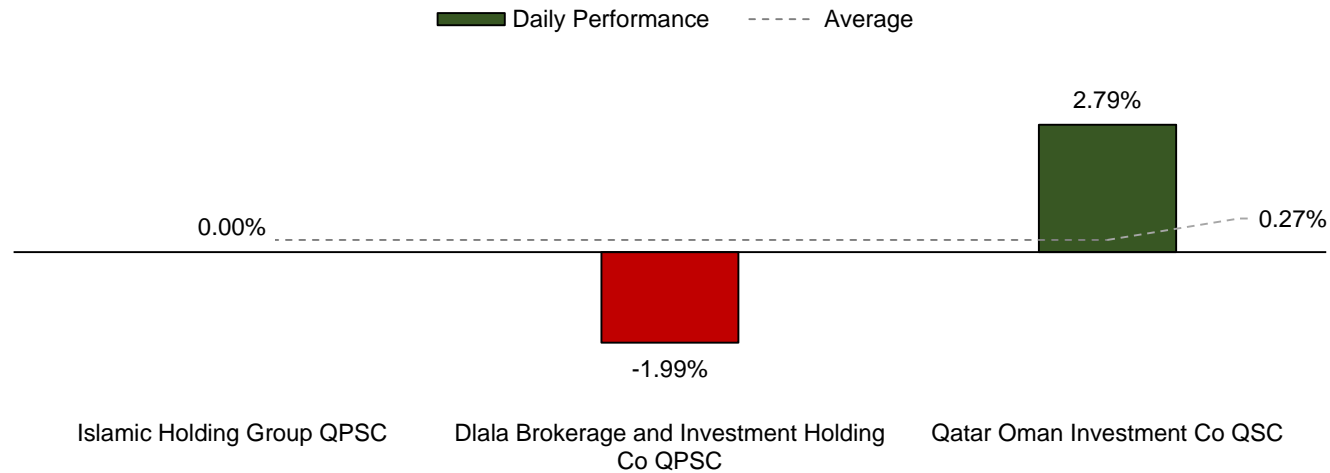
Chemicals - Daily Performance



Company Name	Sector	Ticker	Daily Performance	Share Price	P/E Ratio	P/B Ratio	Dividend Yield	Year to Date
Mesaieed Petrochemical Holding Co QSC	Chemicals	MPHC.QA	1.22%	2.46	35.94	2.12	3.25%	65.00%
Qatar Fuel Co QSC	Chemicals	QFLS.QA	-0.76%	22.39	18.45	2.73	3.57%	33.74%
Qatar Gas Transport Co Ltd	Chemicals	QGTS.QA	1.22%	2.46	14.77	2.16	4.07%	37.20%
Industries Qatar QSC	Chemicals	IQCD.QA	-1.98%	10.6	19.79	1.90	5.66%	-22.24%
Average			-0.08%	9.48	22.24	2.23	4.14%	28.43%

Qatar Stock Exchange – Daily Market Update

Investment Management - Daily Performance



Company Name	Sector	Ticker	Daily Performance	Share Price	P/E Ratio	P/B Ratio	Dividend Yield
Islamic Holding Group QPSC	Investment Management	IHGS.QA	0.00%	1.91	341.68	0.79	0.00%
Dlala Brokerage and Investment Holding Co QPSC	Investment Management	DBIS.QA	-1.99%	0.654	--	0.91	--
Qatar Oman Investment Co QSC	Investment Management	QOIS.QA	2.79%	0.501	53.18	0.53	5.99%
Average			0.27%	1.02	197.43	0.74	2.99%