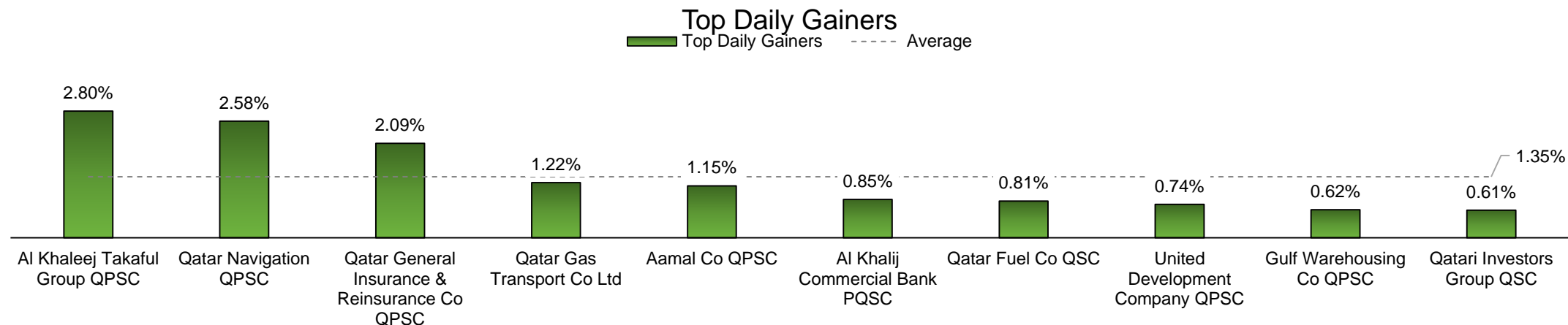
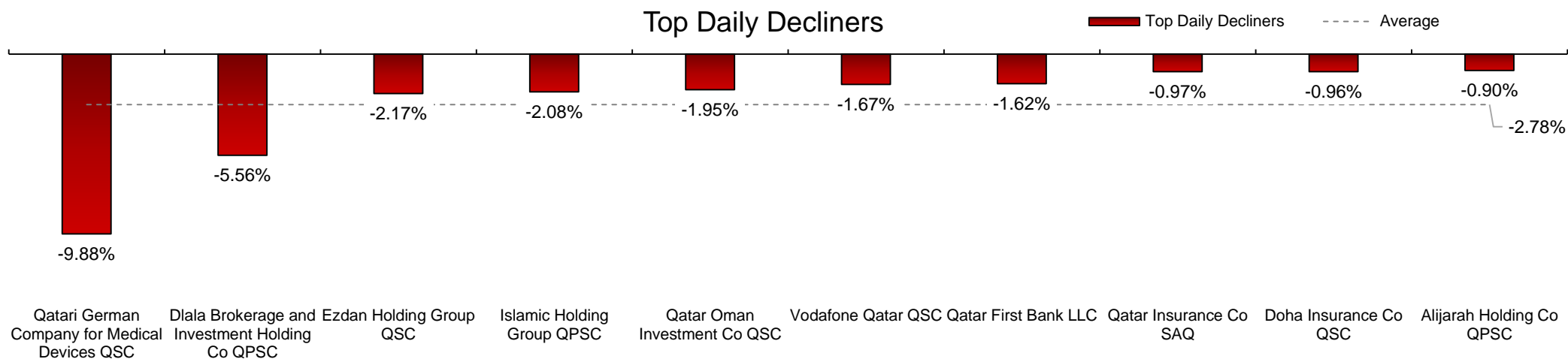


Qatar Stock Exchange – Daily Market Update



Ticker	Company Name	Top Daily Gainers	Share Price	P/E Ratio	P/B	Dividend Yield	Year to Date
KINS.QA	Al Khaleej Takaful Group QPSC	2.80%	2.2	18.00	1.06	2.34%	156.11%
QNNC.QA	Qatar Navigation QPSC	2.58%	6.36	13.49	0.51	4.84%	-5.92%
QGIR.QA	Qatar General Insurance & Reinsurance Co QPSC	2.09%	2.44	11.87	0.34	4.18%	-45.63%
QGTS.QA	Qatar Gas Transport Co Ltd	1.22%	2.48	14.89	2.18	4.08%	35.53%
AHCS.QA	Aamal Co QPSC	1.15%	0.703	12.07	0.56	8.63%	-20.48%
KCBK.QA	Al Khalij Commercial Bank PQSC	0.85%	1.19	6.73	0.62	6.36%	3.12%
QFLS.QA	Qatar Fuel Co QSC	0.81%	22.35	18.42	2.73	3.61%	34.95%
UDCD.QA	United Development Company QPSC	0.74%	1.37	11.15	0.45	7.35%	-7.12%
GWCS.QA	Gulf Warehousing Co QPSC	0.62%	4.89	11.67	1.65	3.91%	25.81%
QIGD.QA	Qatari Investors Group QSC	0.61%	1.66	14.12	0.74	4.55%	-40.31%
Average		1.35%	4.5643	13.24	1.0848	4.98%	13.61%

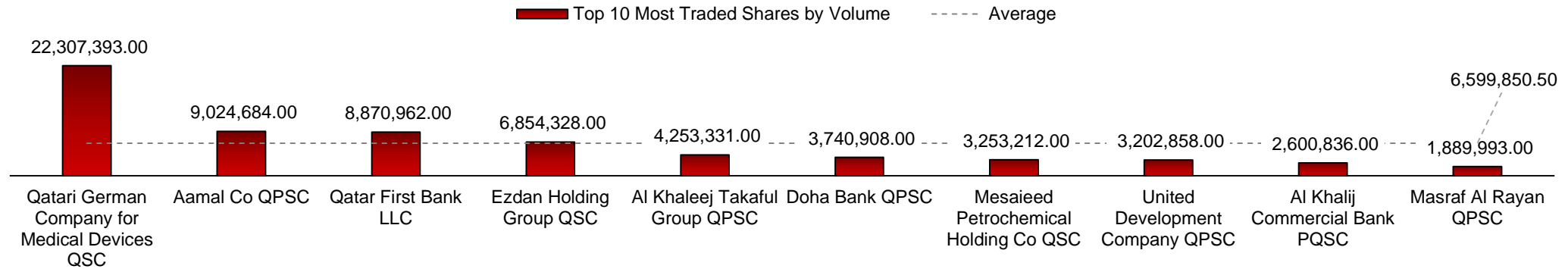
Qatar Stock Exchange – Daily Market Update



Ticker	Company	Top Daily Decliners	Share Price	P/E Ratio	P/B Ratio	Dividend Yield	Year to Date
QGMS.QA	Qatari German Company for Medical Devices QSC	-9.88%	0.602	--	1.96	0.00%	6.36%
DBIS.QA	Dlala Brokerage and Investment Holding Co QPSC	-5.56%	0.611	--	0.85	--	-38.90%
ERES.QA	Ezdan Holding Group QSC	-2.17%	0.63	34.85	0.53	0.00%	-51.16%
IHGS.QA	Islamic Holding Group QPSC	-2.08%	1.88	336.31	0.78	0.00%	-13.96%
QOIS.QA	Qatar Oman Investment Co QSC	-1.95%	0.502	53.29	0.53	5.86%	-5.99%
VFQS.QA	Vodafone Qatar QSC	-1.67%	1.18	33.08	1.11	4.17%	-23.82%
QFBQ.QA	Qatar First Bank LLC	-1.62%	0.303	--	0.86	0.00%	-25.74%
QINS.QA	Qatar Insurance Co SAQ	-0.97%	3.07	16.36	1.02	4.84%	-13.37%
DICO.QA	Doha Insurance Co QSC	-0.96%	1.03	7.94	0.48	7.69%	-21.31%
NLCS.QA	Alijarah Holding Co QPSC	-0.90%	0.657	20.69	0.46	7.54%	-25.26%
Average		-2.78%	1.0465	71.79	0.86	3.34%	-21.31%

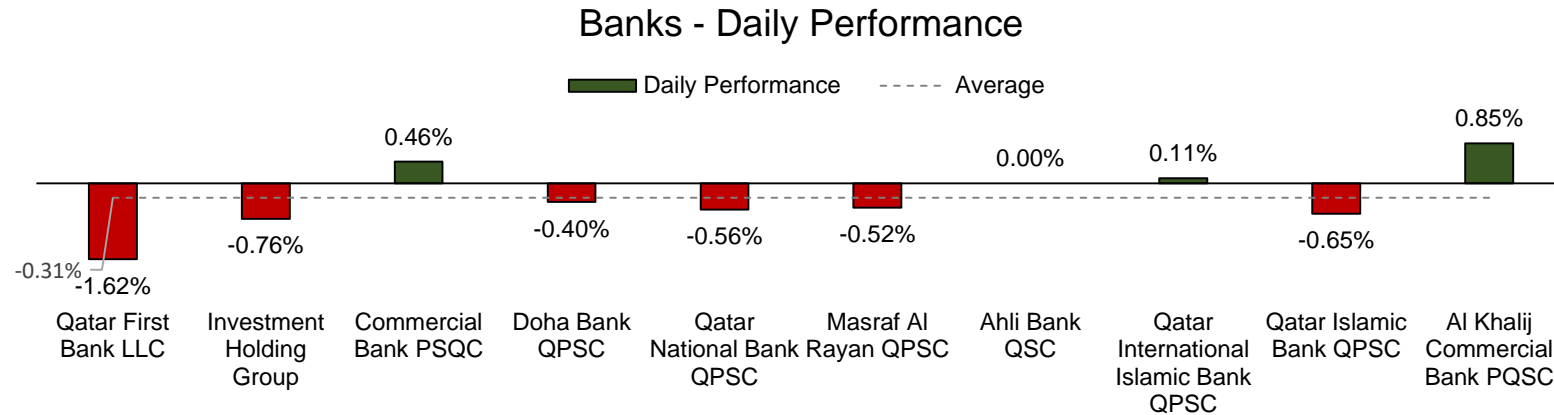
Qatar Stock Exchange – Daily Market Update

Top 10 Most Traded Shares



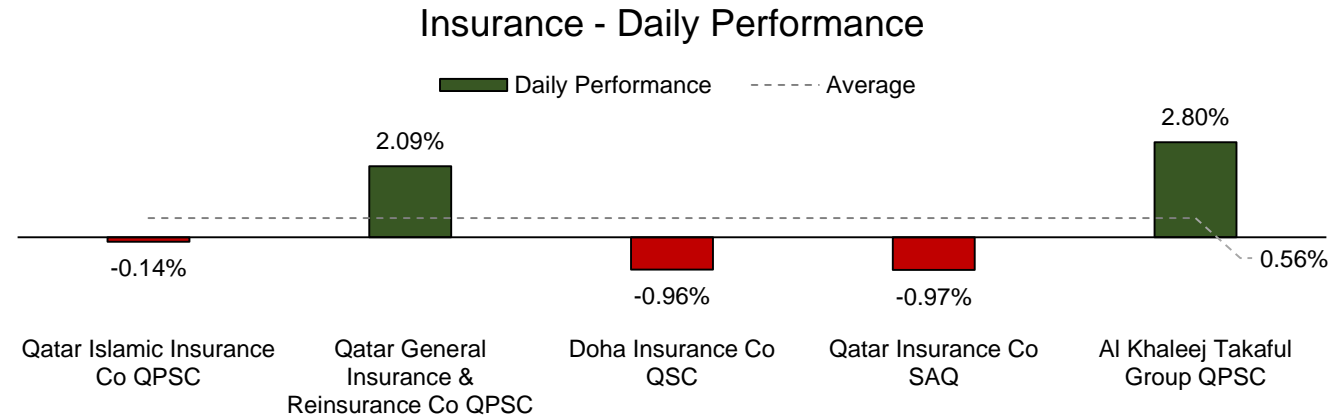
Ticker	Company	Top 10 Most Traded Shares by Volume
QGMS.QA	Qatari German Company for Medical Devices QSC	22,307,393.00
AHCS.QA	Aamal Co QPSC	9,024,684.00
QFBQ.QA	Qatar First Bank LLC	8,870,962.00
ERES.QA	Ezdan Holding Group QSC	6,854,328.00
KINS.QA	AI Khaleej Takaful Group QPSC	4,253,331.00
DOBK.QA	Doha Bank QPSC	3,740,908.00
MPHC.QA	Mesaieed Petrochemical Holding Co QSC	3,253,212.00
UDCD.QA	United Development Company QPSC	3,202,858.00
KCBK.QA	AI Khalij Commercial Bank PQSC	2,600,836.00
MARK.QA	Masraf Al Rayan QPSC	1,889,993.00
Average		6,599,850.50

Qatar Stock Exchange – Daily Market Update



Company Name	Sector	Ticker	Daily Performance	Share Price	P/E Ratio	P/B Ratio	Dividend Yield	Year to Date
Qatar First Bank LLC	Banks	QFBQ.QA	-1.62%	0.303	--	0.86	0.00%	-25.74%
Investment Holding Group	Banks	IGRD.QA	-0.76%	0.523	6.90	0.56	4.74%	6.95%
Commercial Bank PSQC	Banks	COMB.QA	0.46%	4.39	10.66	0.83	3.43%	10.94%
Doha Bank QPSC	Banks	DOBK.QA	-0.40%	2.51	11.26	0.58	3.97%	14.86%
Qatar National Bank QPSC	Banks	QNBK.QA	-0.56%	19.58	12.76	1.97	3.05%	0.41%
Masraf Al Rayan QPSC	Banks	MARK.QA	-0.52%	3.83	13.35	2.14	5.19%	-7.87%
Ahli Bank QSC	Banks	AABQ.QA	0.00%	3.6	12.39	1.43	2.53%	41.43%
Qatar International Islamic Bank QPSC	Banks	QIIB.QA	0.11%	9.46	16.48	2.06	4.23%	43.22%
Qatar Islamic Bank QPSC	Banks	QISB.QA	-0.65%	15.4	13.18	1.78	3.23%	1.64%
Al Khalij Commercial Bank PQSC	Banks	KCBK.QA	0.85%	1.19	6.73	0.62	6.36%	3.12%
Average			-0.31%	6.0786	11.52	1.28	3.67%	8.90%

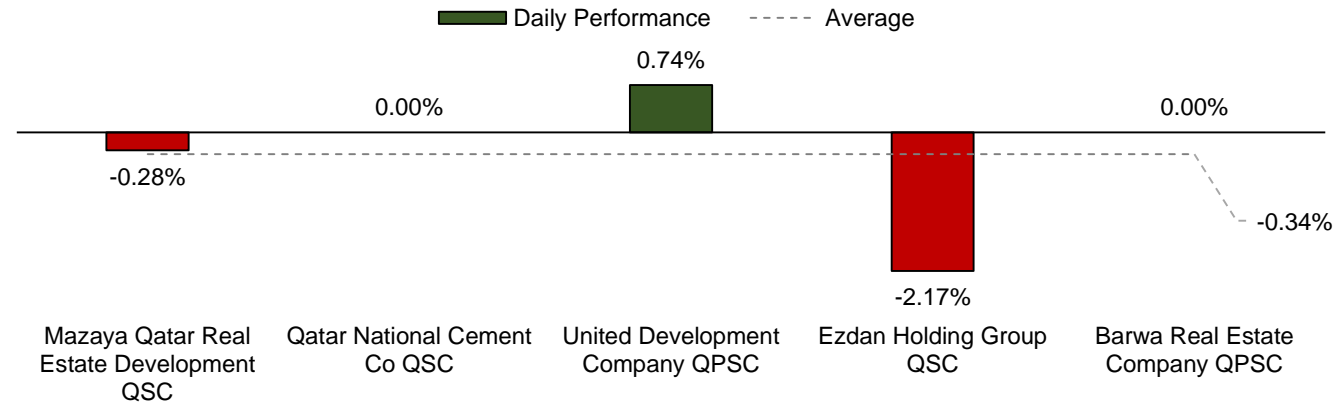
Qatar Stock Exchange – Daily Market Update



Company Name	Sector	Ticker	Daily Performance	Share Price	P/E Ratio	P/B Ratio	Dividend Yield
Qatar Islamic Insurance Co QPSC	Insurance	QIIC.QA	-0.14%	6.98	16.03	2.86	5.01%
Qatar General Insurance & Reinsurance Co QPSC	Insurance	QGIR.QA	2.09%	2.44	11.87	0.34	4.18%
Doha Insurance Co QSC	Insurance	DICO.QA	-0.96%	1.03	7.94	0.48	7.69%
Qatar Insurance Co SAQ	Insurance	QINS.QA	-0.97%	3.07	16.36	1.02	4.84%
Al Khaleej Takaful Group QPSC	Insurance	KINS.QA	2.80%	2.2	18.00	1.06	2.34%
Average			0.56%	3.14	14.04	1.15	4.81%

Qatar Stock Exchange – Daily Market Update

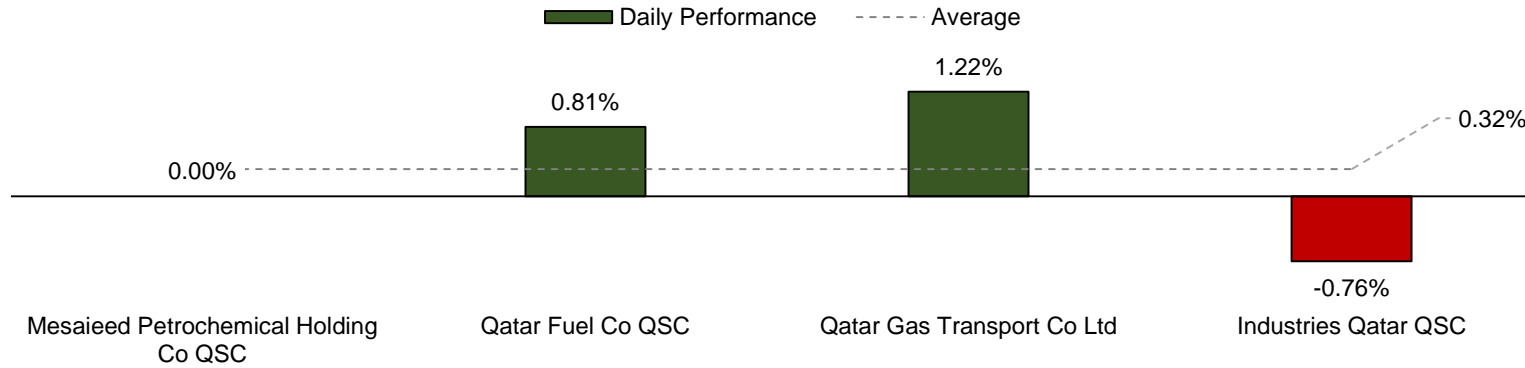
Real Estate - Daily Performance



Company Name	Sector	Ticker	Daily Performance	Share Price	P/E Ratio	P/B Ratio	Dividend Yield
Mazaya Qatar Real Estate Development QSC	Real Estate & Construction	MRDS.QA	-0.28%	0.7	62.72	0.64	7.12%
Qatar National Cement Co QSC	Real Estate & Construction	QANC.QA	0.00%	5.76	14.57	1.24	8.68%
United Development Company QPSC	Real Estate & Construction	UDCD.QA	0.74%	1.37	11.15	0.45	7.35%
Ezdan Holding Group QSC	Real Estate & Construction	ERES.QA	-2.17%	0.63	34.85	0.53	0.00%
Barwa Real Estate Company QPSC	Real Estate & Construction	BRES.QA	0.00%	3.39	8.06	0.69	7.37%
Average			-0.34%	2.37	26.27	0.71	6.11%

Qatar Stock Exchange – Daily Market Update

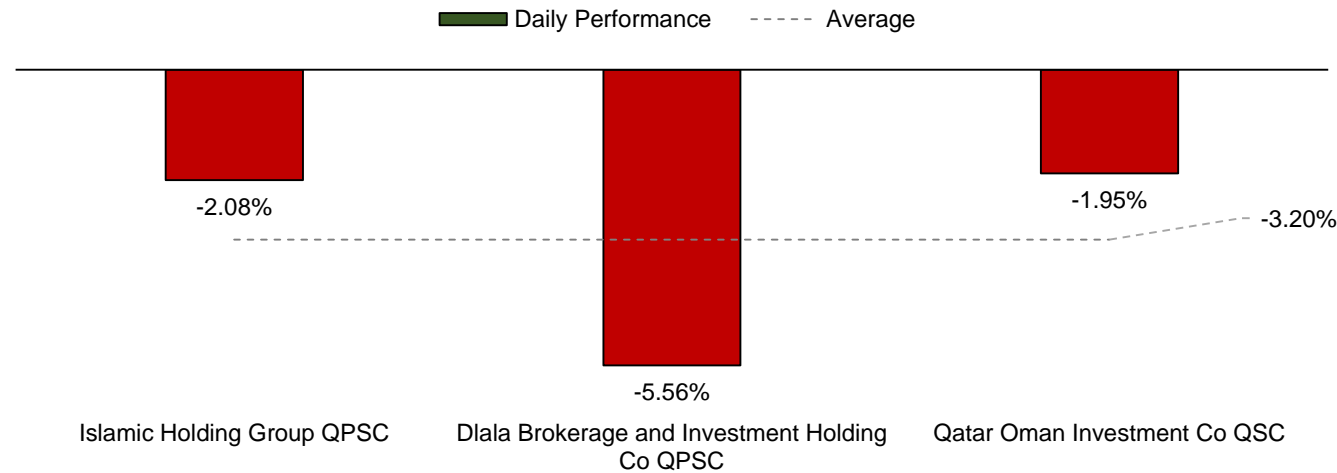
Chemicals - Daily Performance



Company Name	Sector	Ticker	Daily Performance	Share Price	P/E Ratio	P/B Ratio	Dividend Yield	Year to Date
Mesaieed Petrochemical Holding Co QSC	Chemicals	MPHC.QA	0.00%	2.59	37.84	2.24	3.09%	72.99%
Qatar Fuel Co QSC	Chemicals	QFLS.QA	0.81%	22.35	18.42	2.73	3.61%	34.95%
Qatar Gas Transport Co Ltd	Chemicals	QGTS.QA	1.22%	2.48	14.89	2.18	4.08%	35.53%
Industries Qatar QSC	Chemicals	IQCD.QA	-0.76%	10.5	19.60	1.88	5.67%	-21.79%
Average			0.32%	9.48	22.69	2.26	4.11%	30.42%

Qatar Stock Exchange – Daily Market Update

Investment Management - Daily Performance



Company Name	Sector	Ticker	Daily Performance	Share Price	P/E Ratio	P/B Ratio	Dividend Yield
Islamic Holding Group QPSC	Investment Management	IHGS.QA	-2.08%	1.88	336.31	0.78	0.00%
Dlala Brokerage and Investment Holding Co QPSC	Investment Management	DBIS.QA	-5.56%	0.611	--	0.85	--
Qatar Oman Investment Co QSC	Investment Management	QOIS.QA	-1.95%	0.502	53.29	0.53	5.86%
Average			-3.20%	1.00	194.80	0.72	2.93%