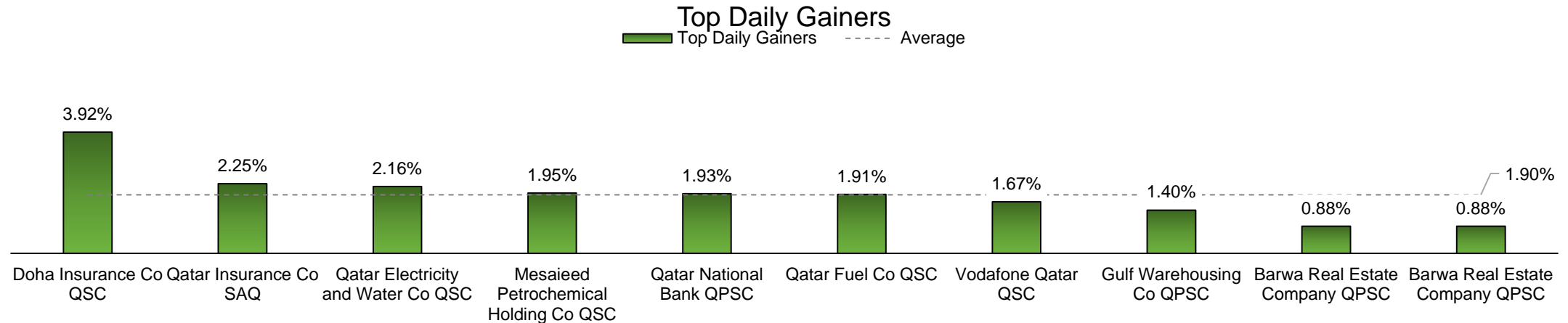
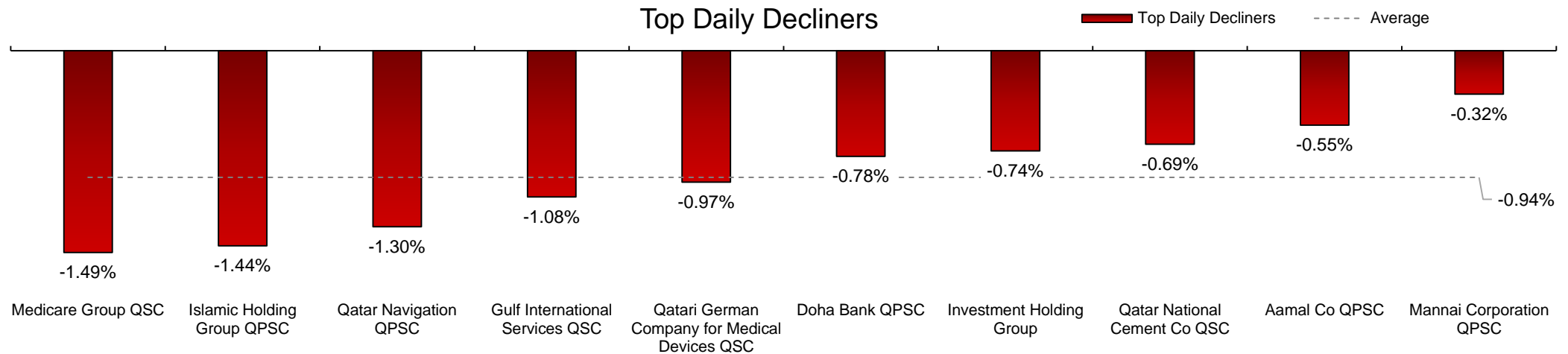


Qatar Stock Exchange – Daily Market Update



Ticker	Company Name	Top Daily Gainers	Share Price	P/E Ratio	P/B	Dividend Yield	Year to Date
DICO.QA	Doha Insurance Co QSC	3.92%	1.06	8.17	0.50	7.84%	-19.02%
QINS.QA	Qatar Insurance Co SAQ	2.25%	3.18	16.95	1.06	4.82%	-11.70%
QEWC.QA	Qatar Electricity and Water Co QSC	2.16%	16.55	13.68	1.94	4.78%	-11.68%
MPHC.QA	Mesaieed Petrochemical Holding Co QSC	1.95%	2.61	38.14	2.25	3.13%	72.32%
QNBK.QA	Qatar National Bank QPSC	1.93%	19.59	12.76	1.97	3.12%	-0.67%
QFLS.QA	Qatar Fuel Co QSC	1.91%	22.99	18.95	2.81	3.55%	38.38%
VFQS.QA	Vodafone Qatar QSC	1.67%	1.22	34.20	1.15	4.17%	-21.89%
GWCS.QA	Gulf Warehousing Co QPSC	1.40%	5.07	12.10	1.71	3.80%	31.79%
BRES.QA	Barwa Real Estate Company QPSC	0.88%	3.42	8.13	0.69	7.37%	-14.31%
BRES.QA	Barwa Real Estate Company QPSC	0.88%	3.42	8.13	0.69	7.37%	-14.31%
Average		1.90%	7.911	17.12	1.4783	5.00%	4.89%

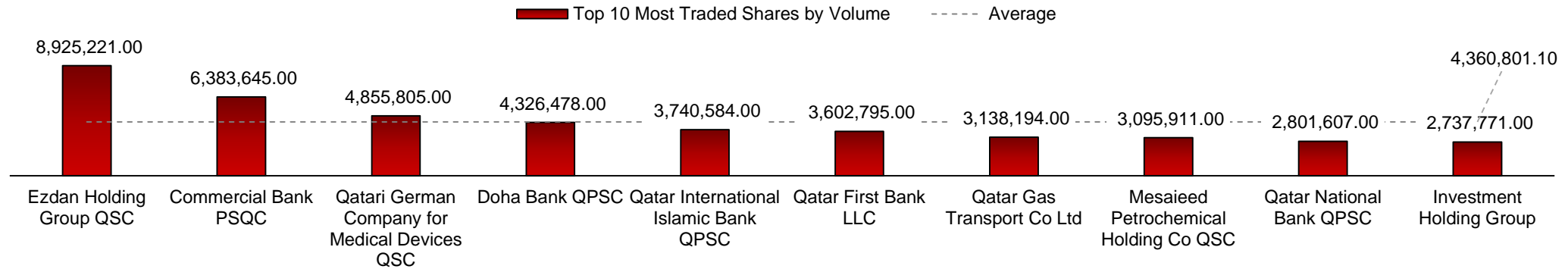
Qatar Stock Exchange – Daily Market Update



Ticker	Company	Top Daily Decliners	Share Price	P/E Ratio	P/B Ratio	Dividend Yield	Year to Date
MCGS.QA	Medicare Group QSC	-1.49%	8.6	27.59	2.46	3.44%	36.29%
IHGS.QA	Islamic Holding Group QPSC	-1.44%	2.06	248.49	0.85	0.00%	-5.72%
QNNC.QA	Qatar Navigation QPSC	-1.30%	6.06	12.85	0.49	4.89%	-8.20%
GISS.QA	Gulf International Services QSC	-1.08%	1.83	--	0.95	0.00%	8.24%
QGMS.QA	Qatari German Company for Medical Devices QSC	-0.97%	0.612	--	2.17	0.00%	8.13%
DOBK.QA	Doha Bank QPSC	-0.78%	2.54	11.39	0.59	3.91%	14.41%
IGRD.QA	Investment Holding Group	-0.74%	0.539	7.12	0.58	4.60%	10.22%
QANC.QA	Qatar National Cement Co QSC	-0.69%	5.75	14.54	1.23	8.64%	-3.36%
AHCS.QA	Aamal Co QPSC	-0.55%	0.727	12.49	0.58	8.21%	-17.76%
MCCS.QA	Mannai Corporation QPSC	-0.32%	3.11	5.32	0.56	6.41%	-43.40%
Average		-0.94%	3.1828	42.47	1.05	4.01%	-0.11%

Qatar Stock Exchange – Daily Market Update

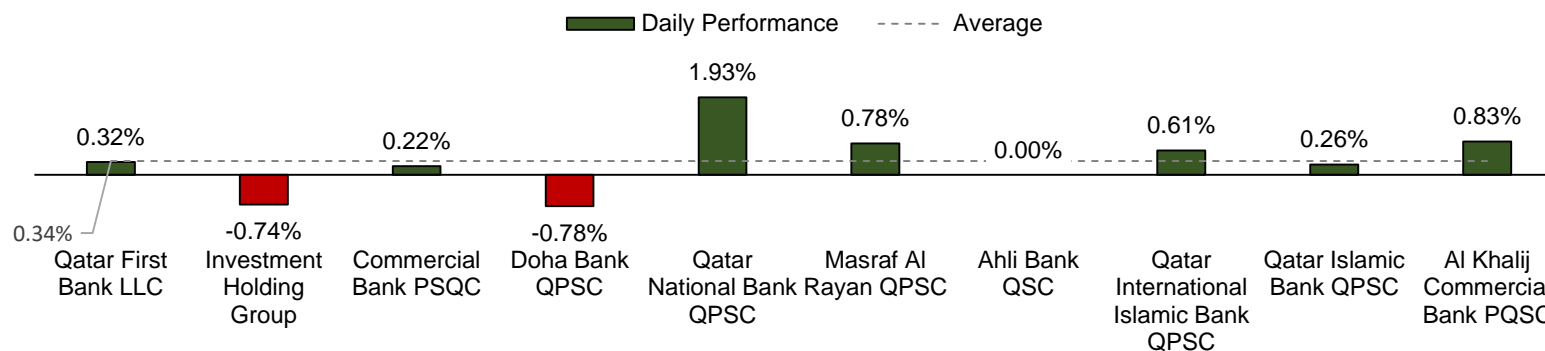
Top 10 Most Traded Shares



Ticker	Company	Top 10 Most Traded Shares by Volume
ERES.QA	Ezdan Holding Group QSC	8,925,221.00
COMB.QA	Commercial Bank PSQC	6,383,645.00
QGMS.QA	Qatari German Company for Medical Devices QSC	4,855,805.00
DOBK.QA	Doha Bank QPSC	4,326,478.00
QIIB.QA	Qatar International Islamic Bank QPSC	3,740,584.00
QFBQ.QA	Qatar First Bank LLC	3,602,795.00
QGTS.QA	Qatar Gas Transport Co Ltd	3,138,194.00
MPHC.QA	Mesaieed Petrochemical Holding Co QSC	3,095,911.00
QNBK.QA	Qatar National Bank QPSC	2,801,607.00
IGRD.QA	Investment Holding Group	2,737,771.00
Average		4,360,801.10

Qatar Stock Exchange – Daily Market Update

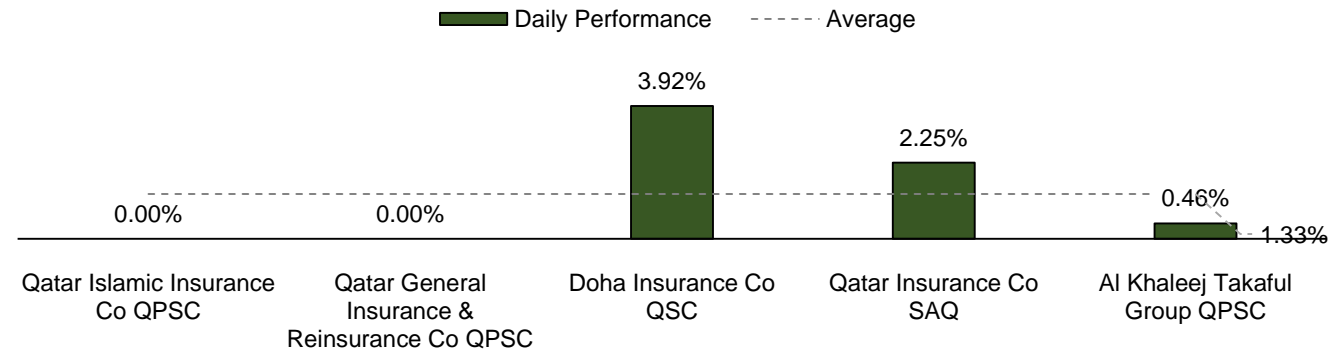
Banks - Daily Performance



Company Name	Sector	Ticker	Daily Performance	Share Price	P/E Ratio	P/B Ratio	Dividend Yield	Year to Date
Qatar First Bank LLC	Banks	QFBQ.QA	0.32%	0.312	--	0.89	0.00%	-23.53%
Investment Holding Group	Banks	IGRD.QA	-0.74%	0.539	7.12	0.58	4.60%	10.22%
Commercial Bank PSQC	Banks	COMB.QA	0.22%	4.46	10.82	0.84	3.37%	12.97%
Doha Bank QPSC	Banks	DOBK.QA	-0.78%	2.54	11.39	0.59	3.91%	14.41%
Qatar National Bank QPSC	Banks	QNBK.QA	1.93%	19.59	12.76	1.97	3.12%	-0.67%
Masraf Al Rayan QPSC	Banks	MARK.QA	0.78%	3.9	13.59	2.18	5.17%	-7.15%
Ahli Bank QSC	Banks	AABQ.QA	0.00%	3.69	12.70	1.46	2.46%	44.96%
Qatar International Islamic Bank QPSC	Banks	QIIB.QA	0.61%	9.94	17.31	2.17	4.05%	49.58%
Qatar Islamic Bank QPSC	Banks	QISB.QA	0.26%	15.34	13.13	1.78	3.27%	0.92%
Al Khalij Commercial Bank PQSC	Banks	KCBK.QA	0.83%	1.21	6.85	0.63	6.25%	4.85%
Average			0.34%	6.1521	11.74	1.31	3.62%	10.66%

Qatar Stock Exchange – Daily Market Update

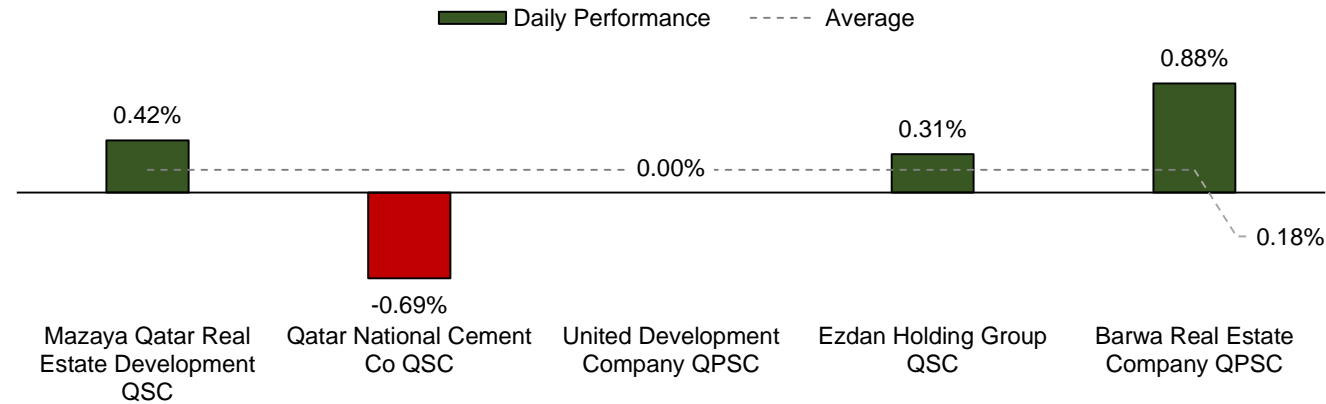
Insurance - Daily Performance



Company Name	Sector	Ticker	Daily Performance	Share Price	P/E Ratio	P/B Ratio	Dividend Yield
Qatar Islamic Insurance Co QPSC	Insurance	QIIC.QA	0.00%	7	16.08	2.86	5.00%
Qatar General Insurance & Reinsurance Co QPSC	Insurance	QGIR.QA	0.00%	2.59	12.60	0.36	3.86%
Doha Insurance Co QSC	Insurance	DICO.QA	3.92%	1.06	8.17	0.50	7.84%
Qatar Insurance Co SAQ	Insurance	QINS.QA	2.25%	3.18	16.95	1.06	4.82%
Al Khaleej Takaful Group QPSC	Insurance	KINS.QA	0.46%	2.18	17.84	1.05	2.30%
Average			1.33%	3.20	14.33	1.17	4.77%

Qatar Stock Exchange – Daily Market Update

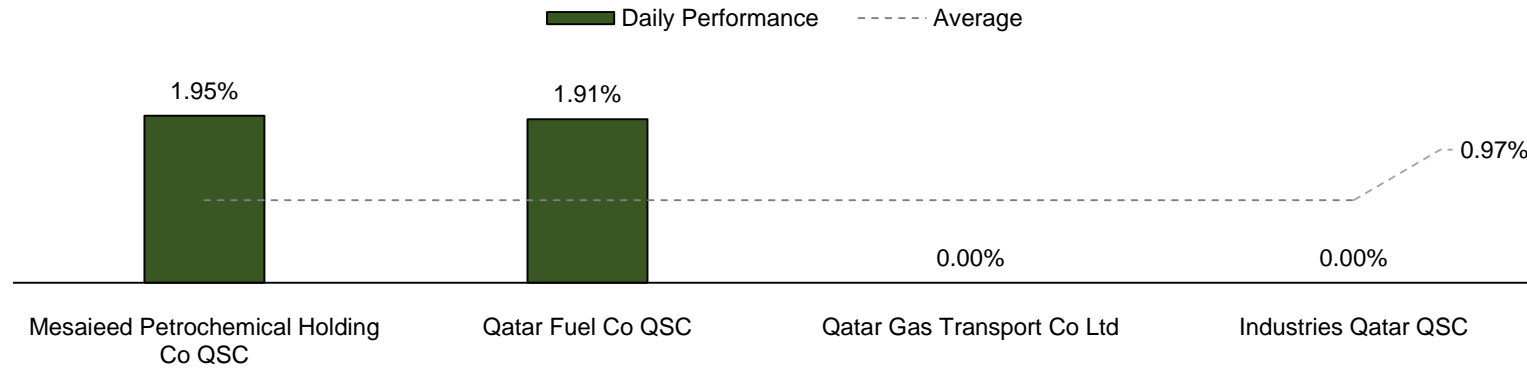
Real Estate - Daily Performance



Company Name	Sector	Ticker	Daily Performance	Share Price	P/E Ratio	P/B Ratio	Dividend Yield
Mazaya Qatar Real Estate Development QSC	Real Estate & Construction	MRDS.QA	0.42%	0.72	64.52	0.66	6.97%
Qatar National Cement Co QSC	Real Estate & Construction	QANC.QA	-0.69%	5.75	14.54	1.23	8.64%
United Development Company QPSC	Real Estate & Construction	UDCD.QA	0.00%	1.39	11.31	0.45	7.19%
Ezdan Holding Group QSC	Real Estate & Construction	ERES.QA	0.31%	0.643	35.56	0.54	0.00%
Barwa Real Estate Company QPSC	Real Estate & Construction	BRES.QA	0.88%	3.42	8.13	0.69	7.37%
Average			0.18%	2.38	26.81	0.72	6.04%

Qatar Stock Exchange – Daily Market Update

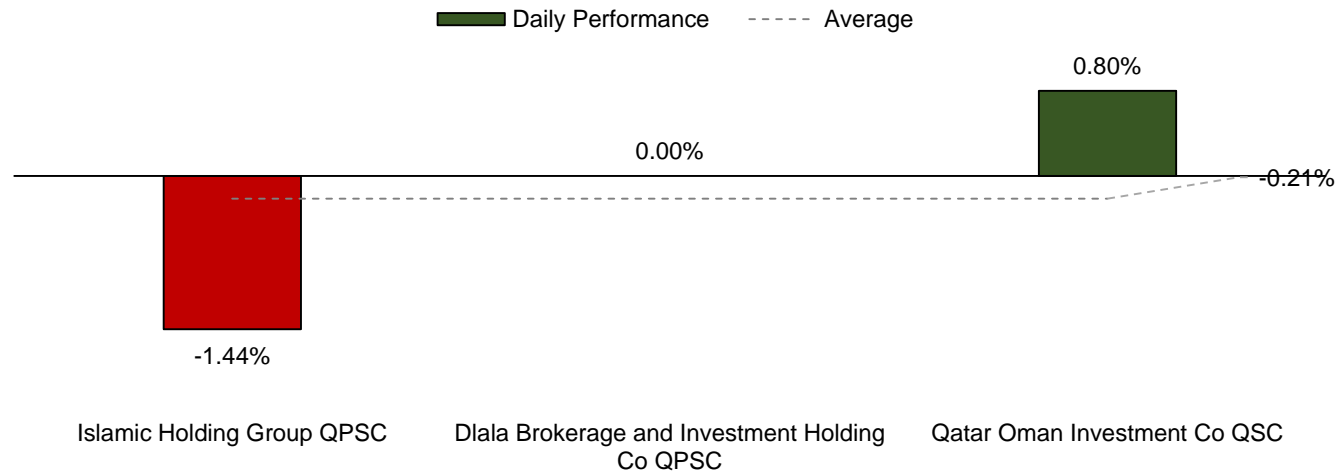
Chemicals - Daily Performance



Company Name	Sector	Ticker	Daily Performance	Share Price	P/E Ratio	P/B Ratio	Dividend Yield	Year to Date
Mesaieed Petrochemical Holding Co QSC	Chemicals	MPHC.QA	1.95%	2.61	38.14	2.25	3.13%	72.32%
Qatar Fuel Co QSC	Chemicals	QFLS.QA	1.91%	22.99	18.95	2.81	3.55%	38.38%
Qatar Gas Transport Co Ltd	Chemicals	QGTS.QA	0.00%	2.5	15.01	2.20	4.00%	37.20%
Industries Qatar QSC	Chemicals	IQCD.QA	0.00%	10.3	19.23	1.85	5.83%	-22.91%
Average			0.97%	9.60	22.83	2.28	4.12%	31.25%

Qatar Stock Exchange – Daily Market Update

Investment Management - Daily Performance



Company Name	Sector	Ticker	Daily Performance	Share Price	P/E Ratio	P/B Ratio	Dividend Yield
Islamic Holding Group QPSC	Investment Management	IHGS.QA	-1.44%	2.06	248.49	0.85	0.00%
Dlala Brokerage and Investment Holding Co QPSC	Investment Management	DBIS.QA	0.00%	0.633	--	0.88	--
Qatar Oman Investment Co QSC	Investment Management	QOIS.QA	0.80%	0.505	53.61	0.54	5.99%
Average			-0.21%	1.07	151.05	0.76	2.99%