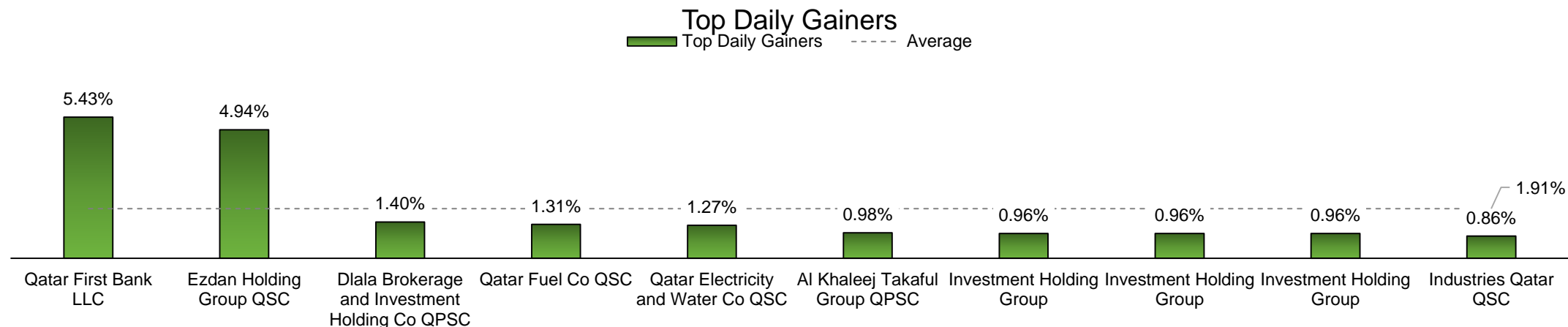
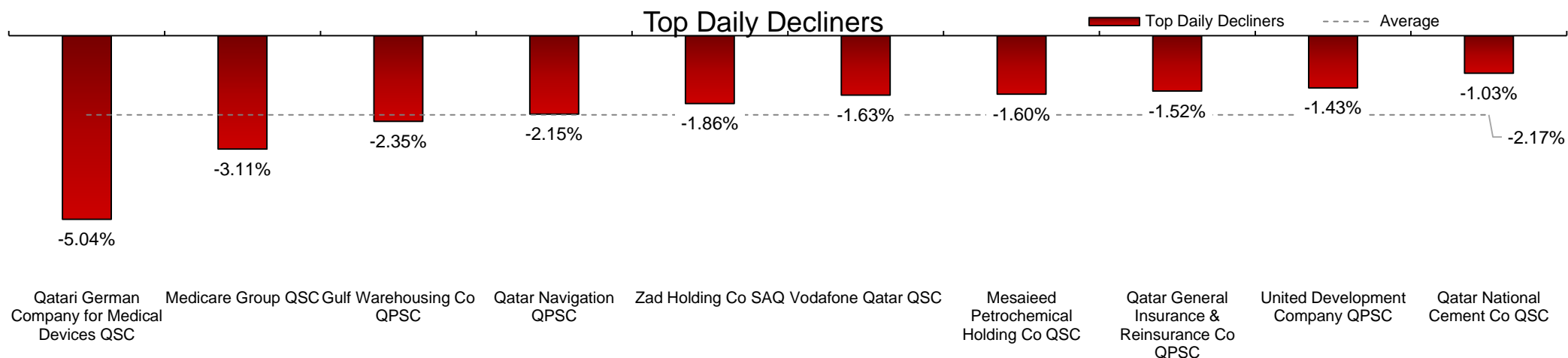


Qatar Stock Exchange – Daily Market Update



Ticker	Company Name	Top Daily Gainers	Share Price	P/E Ratio	P/B	Dividend Yield	Year to Date
QFBQ.QA	Qatar First Bank LLC	5.43%	0.313	--	0.89	0.00%	-19.12%
ERES.QA	Ezdan Holding Group QSC	4.94%	0.628	34.73	0.52	0.00%	-49.46%
DBIS.QA	Dlala Brokerage and Investment Holding Co QPSC	1.40%	0.645	--	0.90	--	-34.60%
QFLS.QA	Qatar Fuel Co QSC	1.31%	22.1	18.21	2.70	3.62%	34.89%
QEWC.QA	Qatar Electricity and Water Co QSC	1.27%	15.8	13.06	1.86	4.91%	-13.51%
KINS.QA	Al Khaleej Takaful Group QPSC	0.98%	2.05	16.78	0.99	2.44%	140.98%
IGRD.QA	Investment Holding Group	0.96%	0.523	6.90	0.56	4.78%	7.98%
IGRD.QA	Investment Holding Group	0.96%	0.523	6.90	0.56	4.78%	7.98%
IGRD.QA	Investment Holding Group	0.96%	0.523	6.90	0.56	4.78%	7.98%
IQCD.QA	Industries Qatar QSC	0.86%	10.51	19.62	1.88	5.71%	-20.66%
Average		1.91%	5.3615	15.39	1.1433	3.45%	6.24%

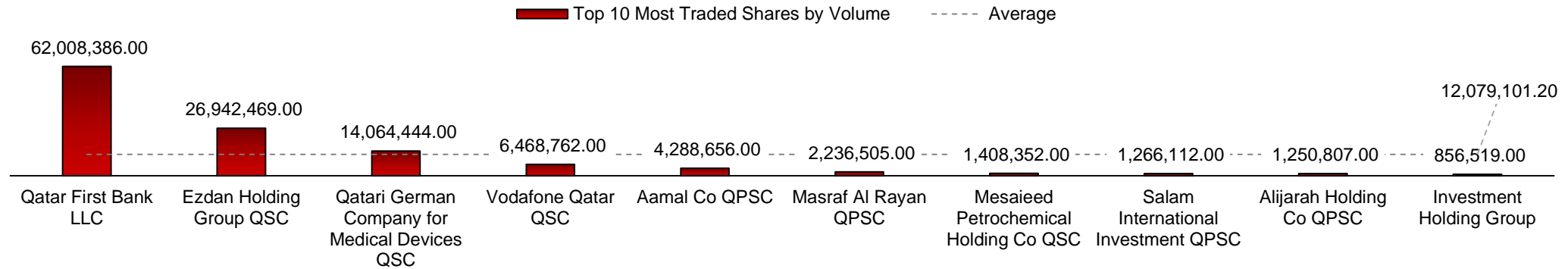
Qatar Stock Exchange – Daily Market Update



Ticker	Company	Top Daily Decliners	Share Price	P/E Ratio	P/B Ratio	Dividend Yield	Year to Date
QGMS.QA	Qatari German Company for Medical Devices QSC	-5.04%	0.695	--	2.27	0.00%	16.61%
MCGS.QA	Medicare Group QSC	-3.11%	9	28.87	2.57	3.33%	38.19%
GWCS.QA	Gulf Warehousing Co QPSC	-2.35%	5.1	12.17	1.72	3.73%	29.45%
QNNC.QA	Qatar Navigation QPSC	-2.15%	6.5	13.79	0.52	4.62%	-3.65%
ZHCD.QA	Zad Holding Co SAQ	-1.86%	13.96	15.48	2.29	6.09%	31.73%
VFQS.QA	Vodafone Qatar QSC	-1.63%	1.23	34.48	1.16	4.07%	-22.54%
MPHC.QA	Mesaieed Petrochemical Holding Co QSC	-1.60%	2.5	36.53	2.16	3.20%	63.67%
QGIR.QA	Qatar General Insurance & Reinsurance Co QPSC	-1.52%	2.64	12.84	0.37	3.79%	-42.07%
UDCD.QA	United Development Company QPSC	-1.43%	1.4	11.39	0.46	7.14%	-6.44%
QANC.QA	Qatar National Cement Co QSC	-1.03%	5.8	14.67	1.24	8.62%	-3.53%
Average		-2.17%	4.8825	20.02	1.48	4.46%	10.14%

Qatar Stock Exchange – Daily Market Update

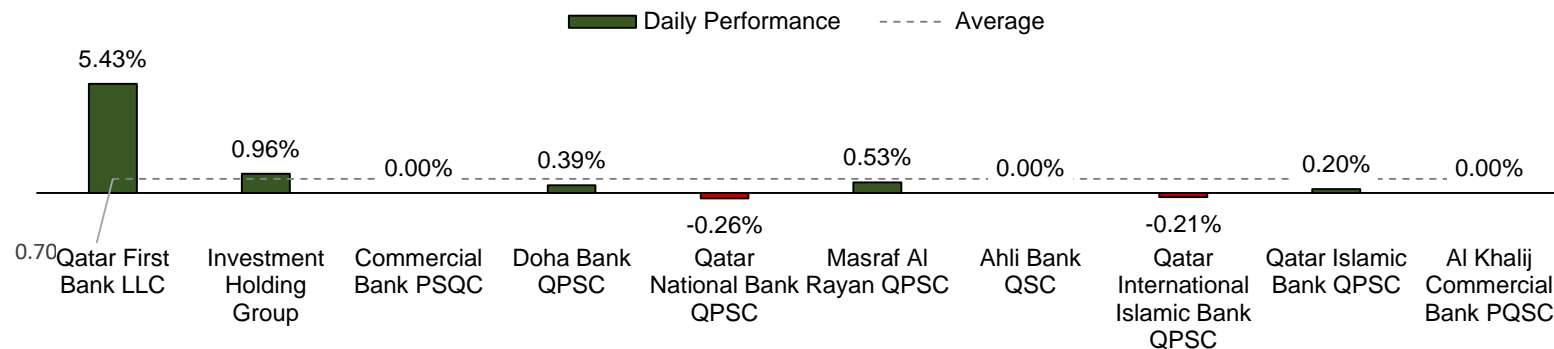
Top 10 Most Traded Shares



Ticker	Company	Top 10 Most Traded Shares by Volume
QFBQ.QA	Qatar First Bank LLC	62,008,386.00
ERES.QA	Ezdan Holding Group QSC	26,942,469.00
QGMS.QA	Qatari German Company for Medical Devices QSC	14,064,444.00
VFQS.QA	Vodafone Qatar QSC	6,468,762.00
AHCS.QA	Aamal Co QPSC	4,288,656.00
MARK.QA	Masraf Al Rayan QPSC	2,236,505.00
MPHC.QA	Mesaieed Petrochemical Holding Co QSC	1,408,352.00
SALM.QA	Salam International Investment QPSC	1,266,112.00
NLCS.QA	Alijarah Holding Co QPSC	1,250,807.00
IGRD.QA	Investment Holding Group	856,519.00
Average		12,079,101.20

Qatar Stock Exchange – Daily Market Update

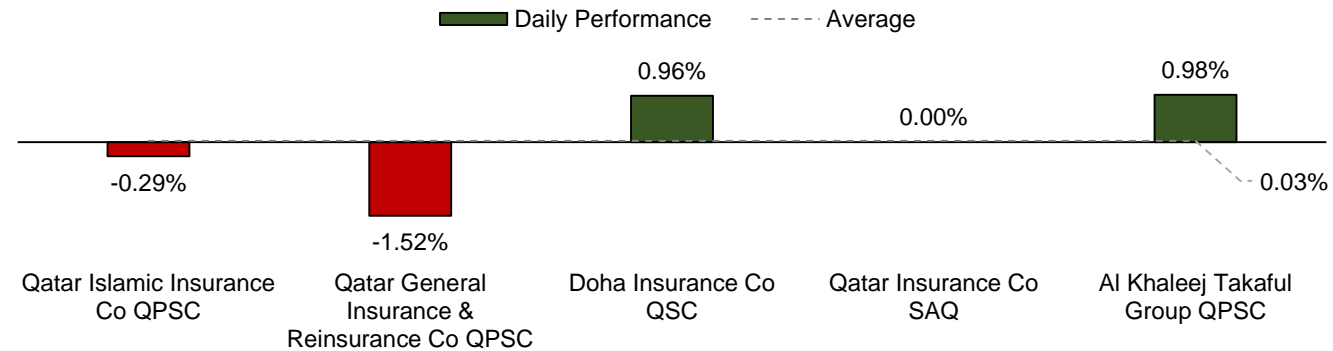
Banks - Daily Performance



Company Name	Sector	Ticker	Daily Performance	Share Price	P/E Ratio	P/B Ratio	Dividend Yield	Year to Date
Qatar First Bank LLC	Banks	QFBQ.QA	5.43%	0.313	--	0.89	0.00%	-19.12%
Investment Holding Group	Banks	IGRD.QA	0.96%	0.523	6.90	0.56	4.78%	7.98%
Commercial Bank PSQC	Banks	COMB.QA	0.00%	4.3	10.44	0.81	3.49%	9.42%
Doha Bank QPSC	Banks	DOBK.QA	0.39%	2.54	11.39	0.59	3.94%	13.96%
Qatar National Bank QPSC	Banks	QNBK.QA	-0.26%	19.2	12.51	1.93	3.13%	-1.79%
Masraf Al Rayan QPSC	Banks	MARK.QA	0.53%	3.75	13.07	2.09	5.33%	-9.55%
Ahli Bank QSC	Banks	AABQ.QA	0.00%	3.6	12.39	1.43	2.53%	41.43%
Qatar International Islamic Bank QPSC	Banks	QIIB.QA	-0.21%	9.51	16.56	2.07	4.21%	43.68%
Qatar Islamic Bank QPSC	Banks	QISB.QA	0.20%	15.22	13.03	1.76	3.29%	0.33%
Al Khalij Commercial Bank PQSC	Banks	KCBK.QA	0.00%	1.2	6.79	0.63	6.25%	3.99%
Average			0.70%	6.0156	11.45	1.28	3.69%	9.03%

Qatar Stock Exchange – Daily Market Update

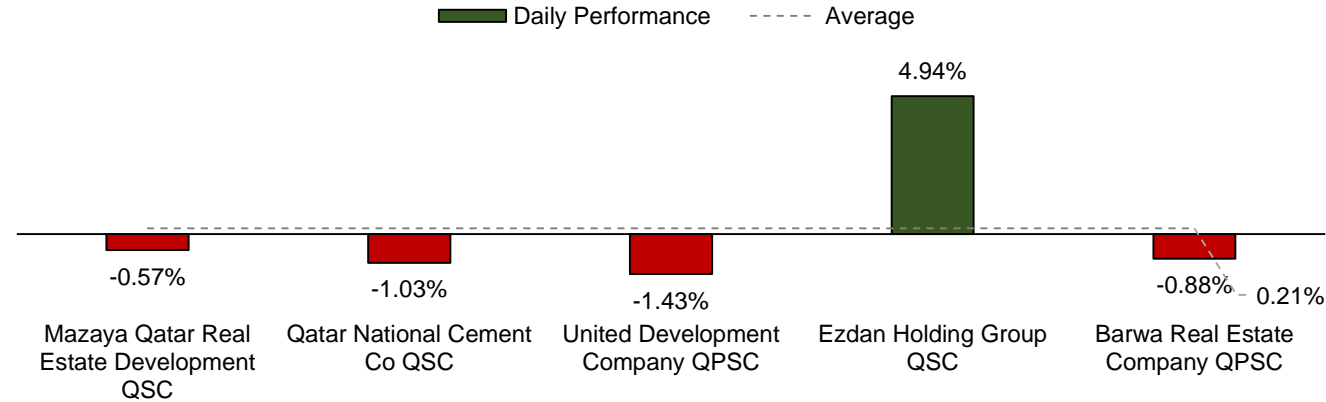
Insurance - Daily Performance



Company Name	Sector	Ticker	Daily Performance	Share Price	P/E Ratio	P/B Ratio	Dividend Yield
Qatar Islamic Insurance Co QPSC	Insurance	QIIC.QA	-0.29%	6.95	14.85	2.93	5.04%
Qatar General Insurance & Reinsurance Co QPSC	Insurance	QGIR.QA	-1.52%	2.64	12.84	0.37	3.79%
Doha Insurance Co QSC	Insurance	DICO.QA	0.96%	1.04	8.01	0.49	7.69%
Qatar Insurance Co SAQ	Insurance	QINS.QA	0.00%	3.07	16.36	1.02	4.89%
Al Khaleej Takaful Group QPSC	Insurance	KINS.QA	0.98%	2.05	16.78	0.99	2.44%
Average			0.03%	3.15	13.77	1.16	4.77%

Qatar Stock Exchange – Daily Market Update

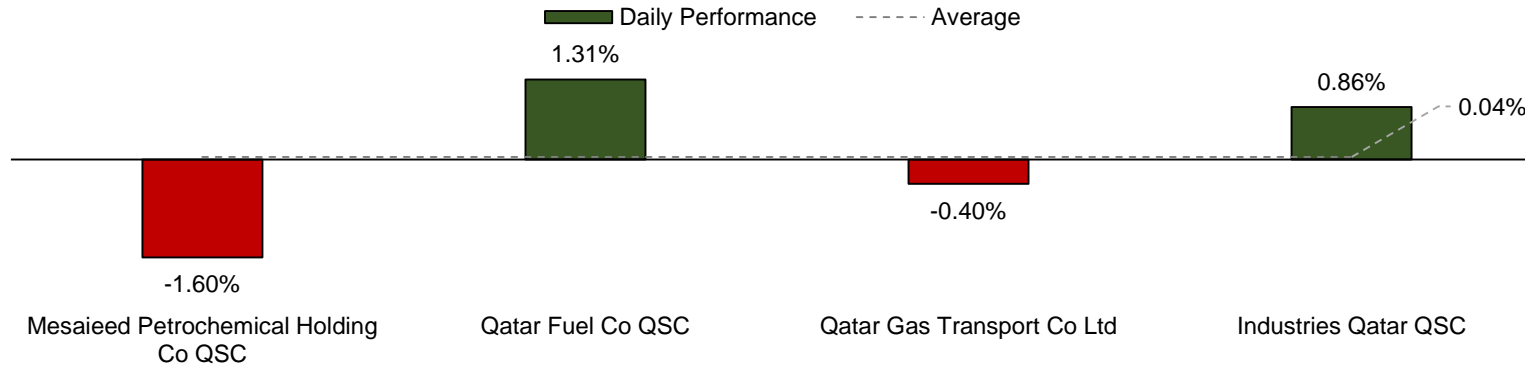
Real Estate - Daily Performance



Company Name	Sector	Ticker	Daily Performance	Share Price	P/E Ratio	P/B Ratio	Dividend Yield
Mazaya Qatar Real Estate Development QSC	Real Estate & Construction	MRDS.QA	-0.57%	0.705	58.22	0.65	7.09%
Qatar National Cement Co QSC	Real Estate & Construction	QANC.QA	-1.03%	5.8	14.67	1.24	8.62%
United Development Company QPSC	Real Estate & Construction	UDCD.QA	-1.43%	1.4	11.39	0.46	7.14%
Ezdan Holding Group QSC	Real Estate & Construction	ERES.QA	4.94%	0.628	34.73	0.52	0.00%
Barwa Real Estate Company QPSC	Real Estate & Construction	BRES.QA	-0.88%	3.42	8.13	0.69	7.31%
Average			0.21%	2.39	25.43	0.71	6.03%

Qatar Stock Exchange – Daily Market Update

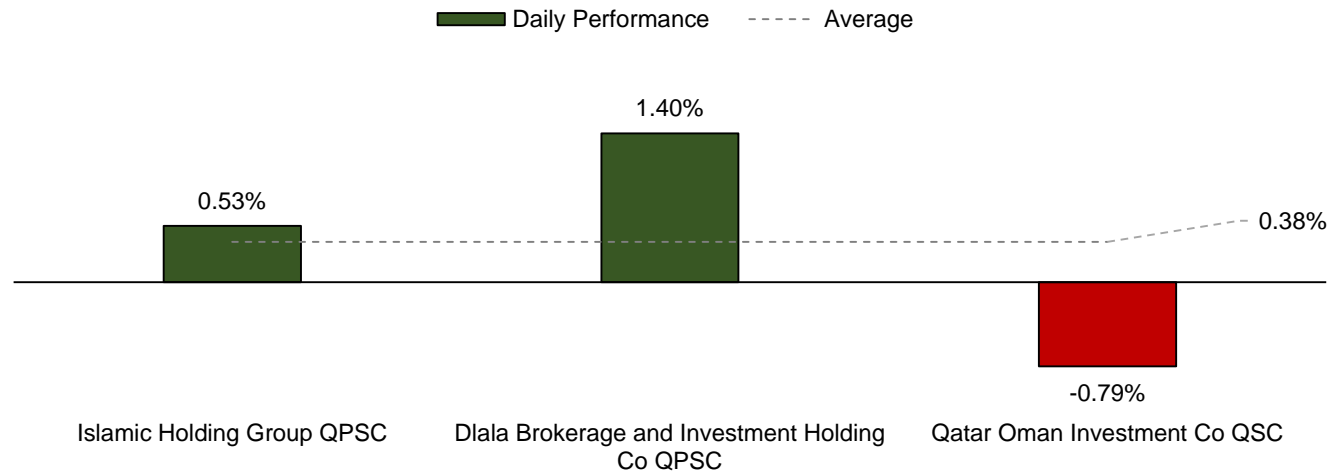
Chemicals - Daily Performance



Company Name	Sector	Ticker	Daily Performance	Share Price	P/E Ratio	P/B Ratio	Dividend Yield	Year to Date
Mesaieed Petrochemical Holding Co QSC	Chemicals	MPHC.QA	-1.60%	2.5	36.53	2.16	3.20%	63.67%
Qatar Fuel Co QSC	Chemicals	QFLS.QA	1.31%	22.1	18.21	2.70	3.62%	34.89%
Qatar Gas Transport Co Ltd	Chemicals	QGTS.QA	-0.40%	2.47	14.83	2.17	4.05%	37.76%
Industries Qatar QSC	Chemicals	IQCD.QA	0.86%	10.51	19.62	1.88	5.71%	-20.66%
Average			0.04%	9.40	22.30	2.23	4.14%	28.91%

Qatar Stock Exchange – Daily Market Update

Investment Management - Daily Performance



Company Name	Sector	Ticker	Daily Performance	Share Price	P/E Ratio	P/B Ratio	Dividend Yield
Islamic Holding Group QPSC	Investment Management	IHGS.QA	0.53%	1.9	339.89	0.79	0.00%
Dlala Brokerage and Investment Holding Co QPSC	Investment Management	DBIS.QA	1.40%	0.645	--	0.90	--
Qatar Oman Investment Co QSC	Investment Management	QOIS.QA	-0.79%	0.505	53.61	0.54	5.94%
Average			0.38%	1.02	196.75	0.74	2.97%