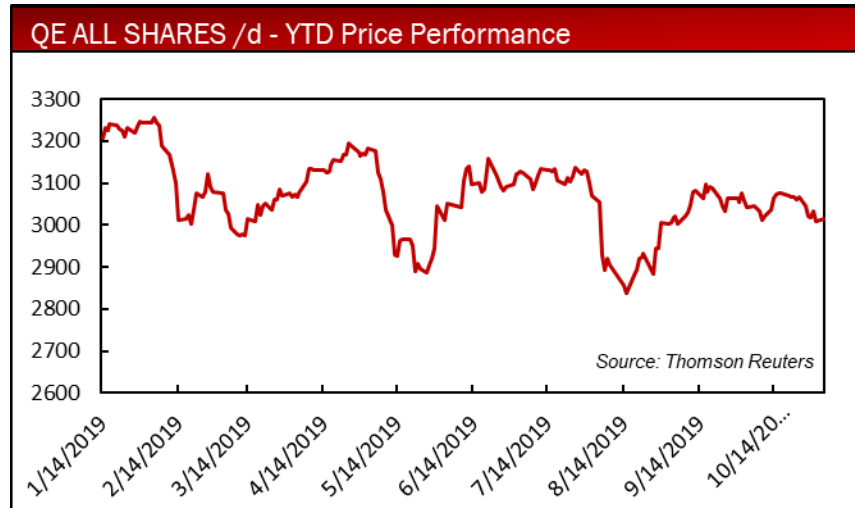


Local News

Equity Markets



The QE ALL SHARES /d Index was up -1.72% week to date. The top 5 gainers for the week were Qatar International Islamic Bank QPSC up 2.7027%, Al Khalij Commercial Bank PQSC up 2.5641%, Qatar First Bank LLC up 2.5559%, Ezdan Holding Group QPSC up 2.1346% and Qatar Fuel Company QPSC up 1.9572%. The top 5 decliners for the week were Mesaieed Petrochemical Holding Co QSC down -6.3669%, Commercial Bank PSQC down -4.4345%, Industries Qatar QPSC down -4.3675%, Qatar Aluminum Manufacturing Company QPSC down -3.3214% and Qatar Insurance Company QSPC down -3.1545%.

QE ALL SHARES /d Top 10 Gainers WTD	
Qatar International Islamic Bank...	2.7027%
Al Khalij Commercial Bank PQSC	2.5641%
Qatar First Bank LLC	2.5559%
Ezdan Holding Group QPSC	2.1346%
Qatar Fuel Company QPSC	1.9572%
United Development Company...	1.4493%
Medicare Group QPSC	1.3333%
Qatar Navigation QPSC	0.9317%
Qatari German Company for...	0.7194%
Ooredoo QPSC	0.6868%

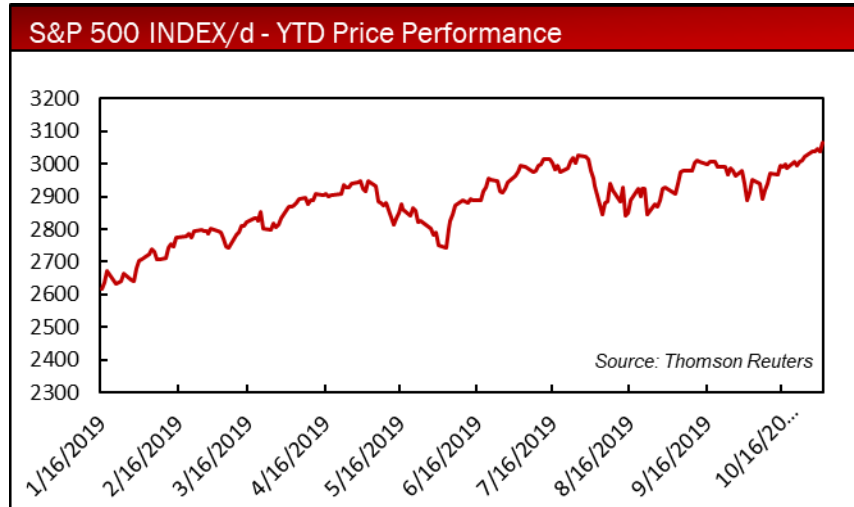
Source: Thomson Reuters

QE ALL SHARES /d Top 10 Decliners WTD	
Mesaieed Petrochemical Holding Co QSC	-6.3669%
Commercial Bank PSQC	-4.4345%
Industries Qatar QPSC	-4.3675%
Qatar Aluminum Manufacturing Company QPSC	-3.3214%
Qatar Insurance Company QSPC	-3.1545%
Mannai Corporation QPSC	-3.1249%
Qatar National Bank QPSC	-2.5757%
Qatar Islamic Bank QPSC	-1.3635%
Qatar Electricity and Water Company QPSC	-1.2499%
Qatar Gas Transport Nakilat Co Ltd QPSC	-1.1999%

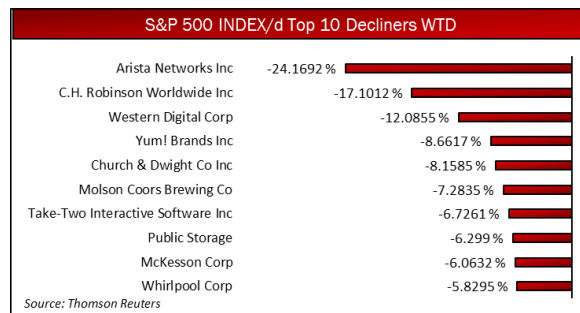
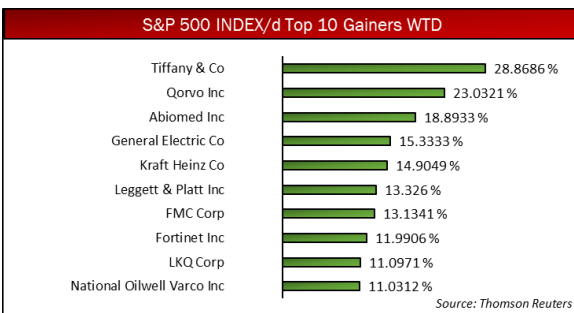
Source: Thomson Reuters

Around the World

U.S Markets

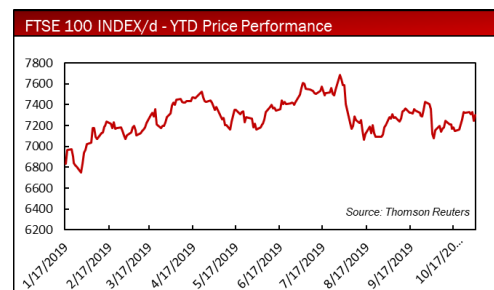


The S&P 500 INDEX/d Index was up 1.4676% week to date. The top 5 gainers for the week were Tiffany & Co up 28.8686%, Qorvo Inc up 23.0321%, Abiomed Inc up 18.8933%, General Electric Co up 15.3333% and Kraft Heinz Co up 14.9049%. The top 5 decliners for the week were Arista Networks Inc down -24.1692%, C.H. Robinson Worldwide Inc down -17.1012%, Western Digital Corp down -12.0855%, Yum! Brands Inc down -8.6617% and Church & Dwight Co Inc down -8.1585%.



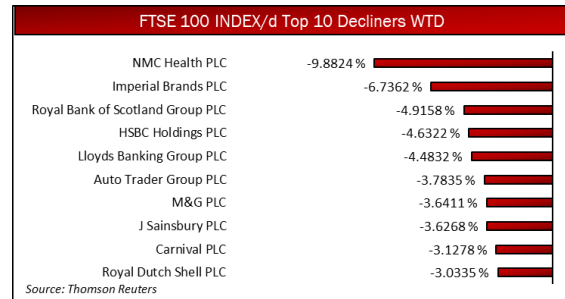
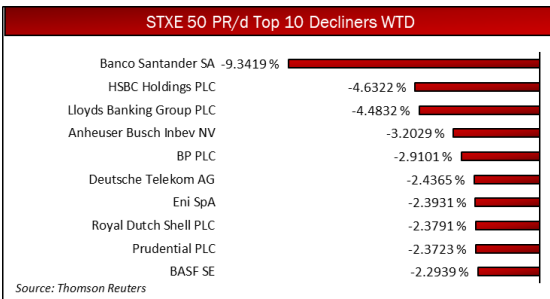

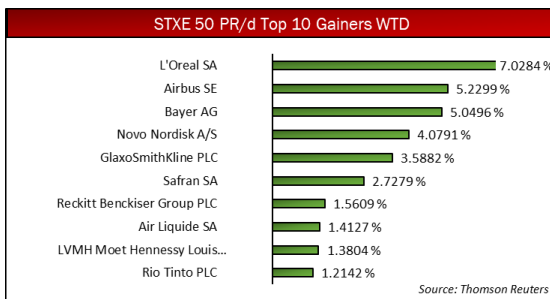
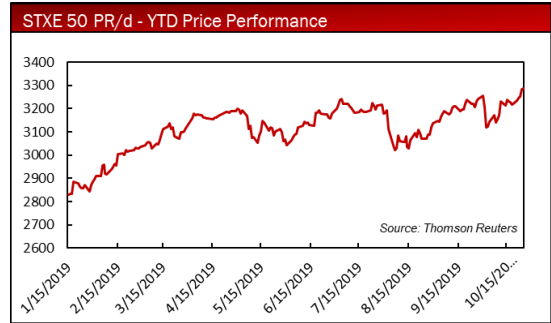
European Markets

The FTSE 100 INDEX/d Index was up -0.3009% week to date. The top 5 gainers for the week were Spirax-Sarco Engineering PLC up 6.3858%, Fresnillo PLC up 5.6648%, Flutter Entertainment PLC up 5.4728%, Ashtead Group PLC up 4.892% and International Consolidated Airlines Group SA up 4.2259%. The top 5 decliners for the week were NMC Health PLC down -9.8824%, Imperial Brands PLC down -



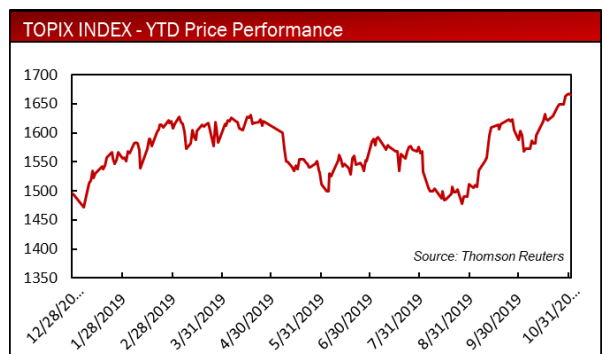
6.7362%, Royal Bank of Scotland Group PLC down -4.9158%, HSBC Holdings PLC down -4.6322% and Lloyds Banking Group PLC down -4.4832%.

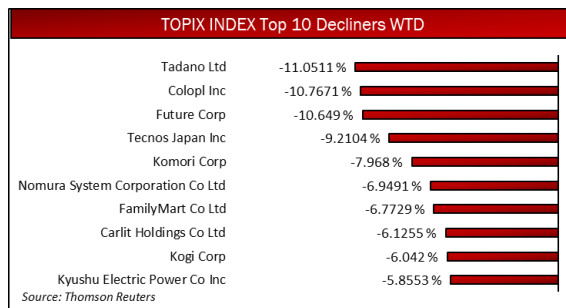
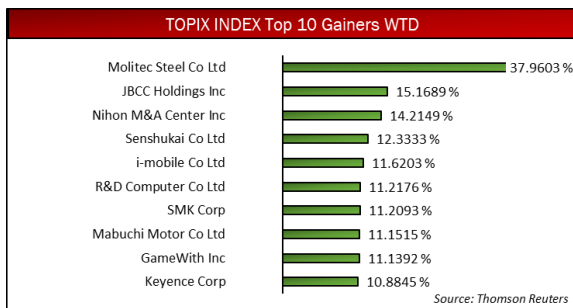
The STXE 50 PR/d Index was up -0.0434% week to date. The top 5 gainers for the week were L'Oreal SA up 7.0284%, Airbus SE up 5.2299%, Bayer AG up 5.0496%, Novo Nordisk A/S up 4.0791% and GlaxoSmithKline PLC up 3.5882%. The top 5 decliners for the week were Banco Santander SA down -9.3419%, HSBC Holdings PLC down -4.6322%, Lloyds Banking Group PLC down -4.4832%, Anheuser Busch Inbev NV down -3.2029% and BP PLC down -2.9101%.



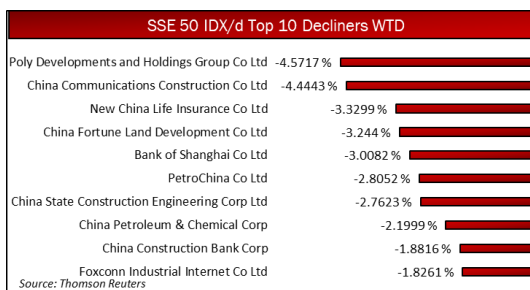
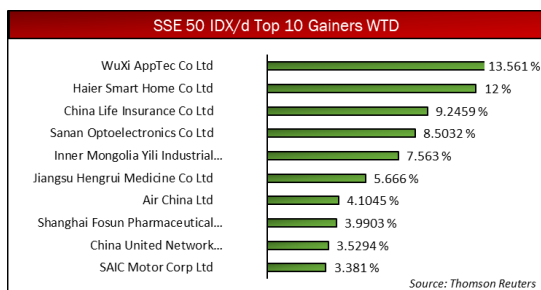
Asian Markets

The TOPIX INDEX Index was up 1.0956% week to date. The top 5 gainers for the week were Molitec Steel Co Ltd up 37.9603%, JBCC Holdings Inc up 15.1689%, Nihon M&A Center Inc up 14.2149%, Senshukai Co Ltd up 12.3333% and i-mobile Co Ltd up 11.6203%. The top 5 decliners for the week were Tadano Ltd down -11.0511%, Colopl Inc down -10.7671%, Future Corp down -10.649%, Tecnos Japan Inc down -9.2104% and Komori Corp down -7.968%.





The SSE 50 IDX/d Index was up 1.1997% week to date. The top 5 gainers for the week were WuXi AppTec Co Ltd up 13.561%, Haier Smart Home Co Ltd up 12%, China Life Insurance Co Ltd up 9.2459%, Sanan Optoelectronics Co Ltd up 8.5032% and Inner Mongolia Yili Industrial Group Co Ltd up 7.563%. The top 5 decliners for the week were Poly Developments and Holdings Group Co Ltd down -4.5717%, China Communications Construction Co Ltd down -4.4443%, New China Life Insurance Co Ltd down -3.3299%, China Fortune Land Development Co Ltd down -3.244% and Bank of Shanghai Co Ltd down -3.0082%.



The HANG SENG INDE/d Index was up 1.6251% week to date. The top 5 gainers for the week were Sunny Optical Technology Group Co Ltd up 11.073%, WH Group Ltd up 10.9804%, CSPC Pharmaceutical Group Ltd up 8.4245%, Techtronic Industries Co Ltd up 8.1794% and AAC Technologies Holdings Inc up 6.8465%. The top 5 decliners for the week were PetroChina Co Ltd down -6.6175%, Sino Land Co Ltd down -4.516%, HSBC Holdings PLC down -3.3251%, China Petroleum & Chemical Corp down -2.8016% and China Unicom Hong Kong Ltd down -2.5062%.

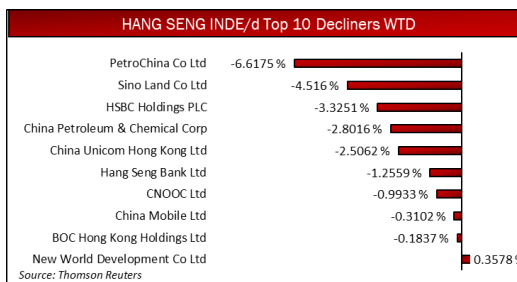
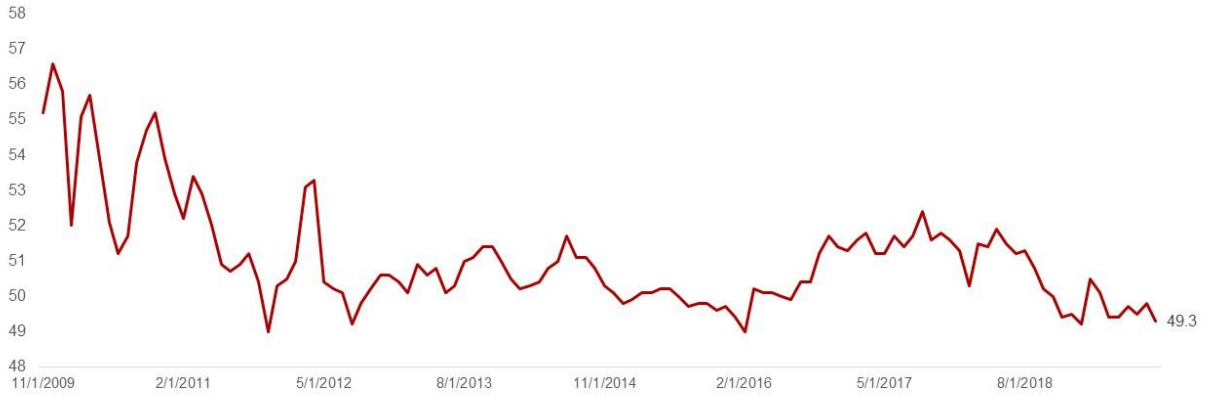


Chart of the Week

China's manufacturing activity has been declining since the great financial crisis of 2009. The latest PMI figures point to contraction in the manufacturing activity in China as regional competition grows, the trade war with the U.S intensifies, and the economy matures.



Source: Bloomberg

Chart of the Week – www.qsmartlab.com