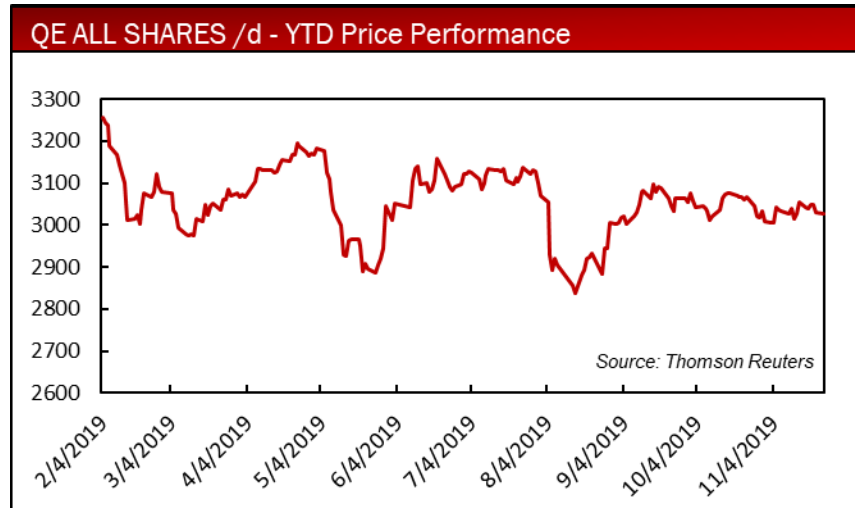
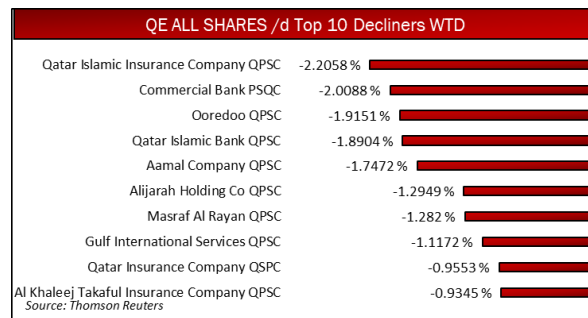
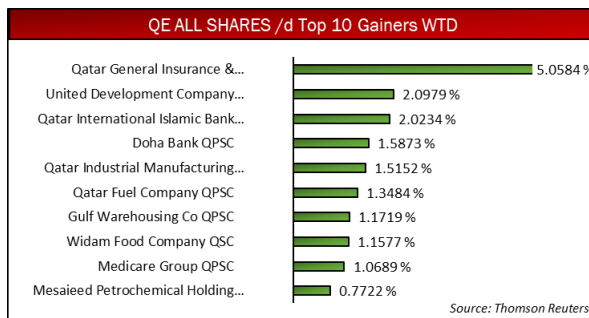


## Local News

### Equity Markets

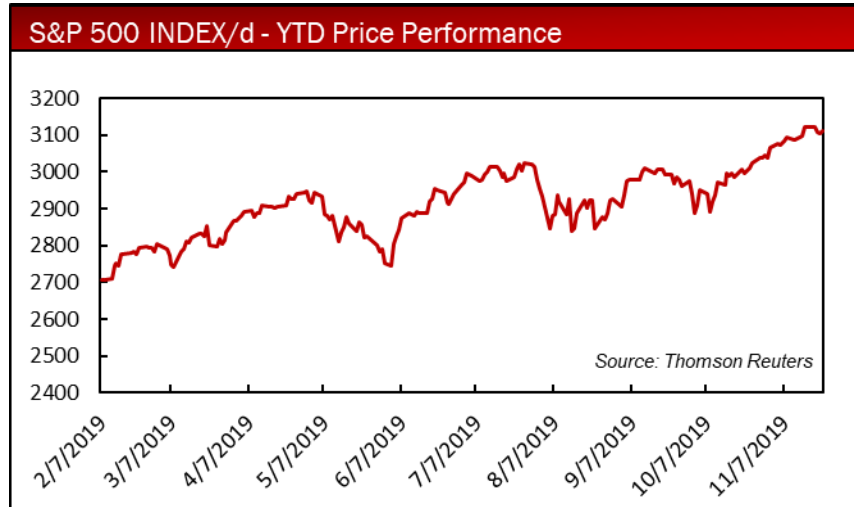


The QE ALL SHARES /d Index was up -0.73% week to date. The top 5 gainers for the week were Qatar General Insurance & Reinsurance Company QPSC up 5.0584%, United Development Company QPSC up 2.0979%, Qatar International Islamic Bank QPSC up 2.0234%, Doha Bank QPSC up 1.5873% and Qatar Industrial Manufacturing Company QPSC up 1.5152%. The top 5 decliners for the week were Qatar Islamic Insurance Company QPSC down -2.2058%, Commercial Bank PSQC down -2.0088%, Ooredoo QPSC down -1.9151%, Qatar Islamic Bank QPSC down -1.8904% and Aamal Company QPSC down -1.7472%.

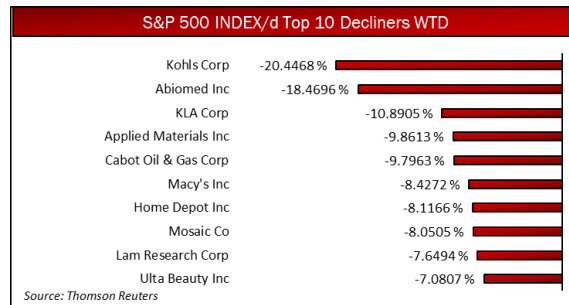
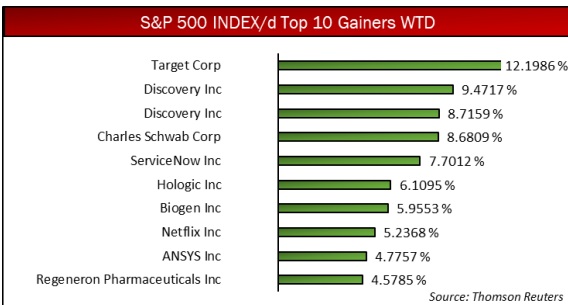


# Around the World

## U.S Markets

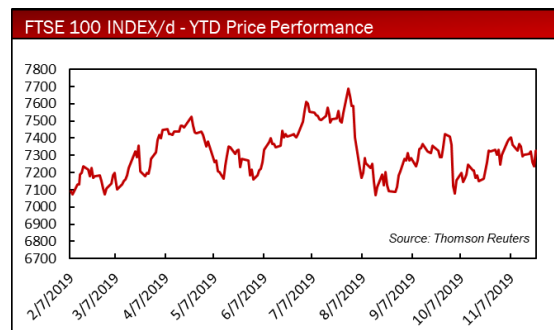


The S&P 500 INDEX/d Index was up -0.3258% week to date. The top 5 gainers for the week were Target Corp up 12.1986%, Discovery Inc up 9.4717%, Discovery Inc up 8.7159%, Charles Schwab Corp up 8.6809% and ServiceNow Inc up 7.7012%. The top 5 decliners for the week were Kohls Corp down -20.4468%, Abiomed Inc down -18.4696%, KLA Corp down -10.8905%, Applied Materials Inc down -9.8613% and Cabot Oil & Gas Corp down -9.7963%.

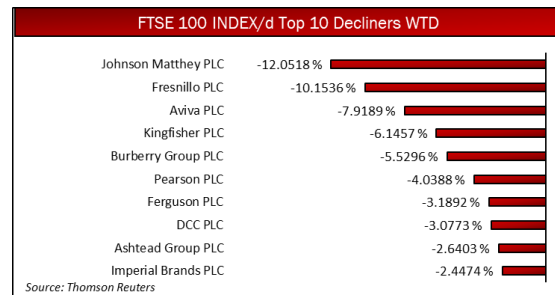
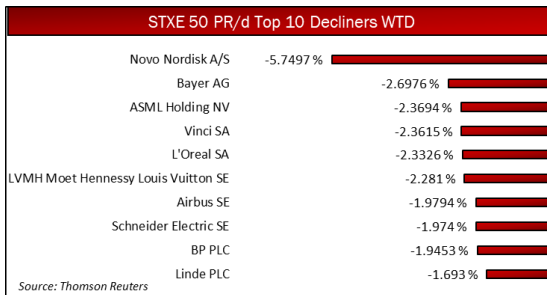
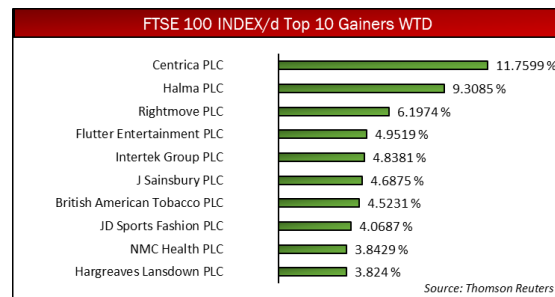
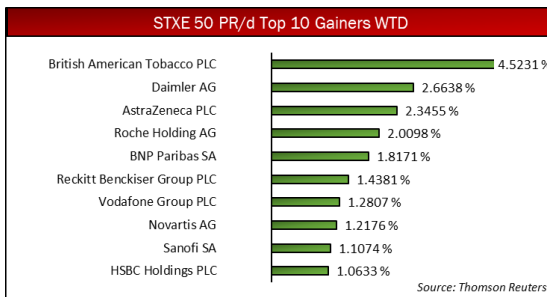
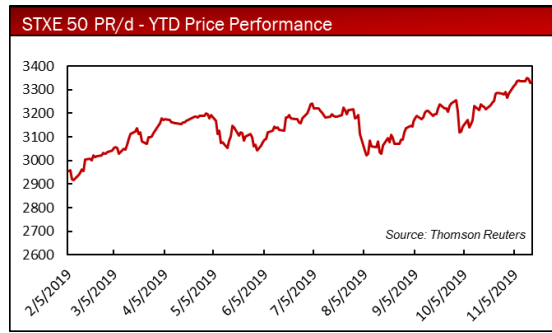


## European Markets

The FTSE 100 INDEX/d Index was up 0.3269% week to date. The top 5 gainers for the week were Centrica PLC up 11.7599%, Halma PLC up 9.3085%, Rightmove PLC up 6.1974%, Flutter Entertainment PLC up 4.9519% and Intertek Group PLC up 4.8381%. The top 5 decliners for the week were Johnson Matthey PLC down -12.0518%, Fresnillo PLC down -10.1536%, Aviva PLC down -7.9189%, Kingfisher PLC down

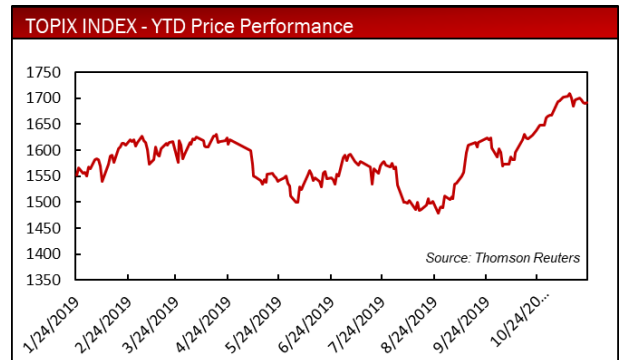


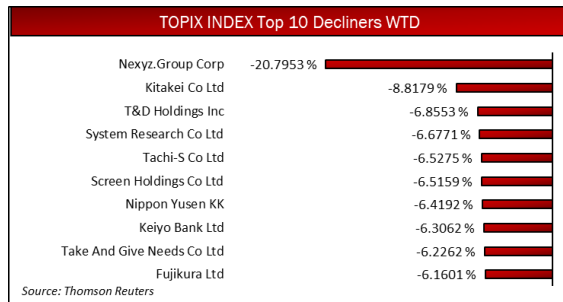
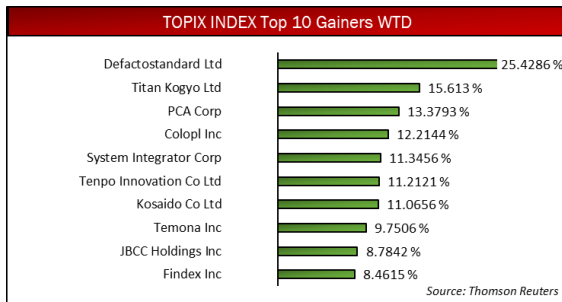
-6.1457% and Burberry Group PLC down -5.5296%. The STXE 50 PR/d Index was up -0.4524% week to date. The top 5 gainers for the week were British American Tobacco PLC up 4.5231%, Daimler AG up 2.6638%, AstraZeneca PLC up 2.3455%, Roche Holding AG up 2.0098% and BNP Paribas SA up 1.8171%. The top 5 decliners for the week were Novo Nordisk A/S down -5.7497%, Bayer AG down -2.6976%, ASML Holding NV down -2.3694%, Vinci SA down -2.3615% and L'Oreal SA down -2.3326%.



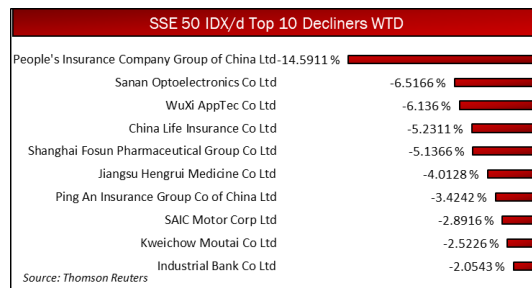
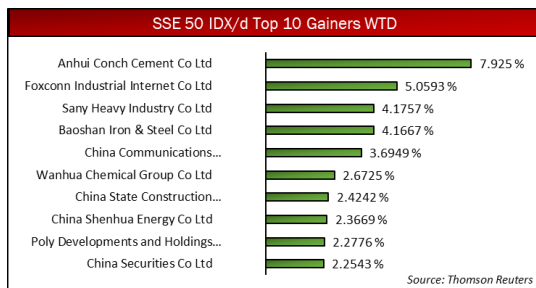
## Asian Markets

The TOPIX INDEX Index was up -0.314% week to date. The top 5 gainers for the week were Defactostandard Ltd up 25.4286%, Titan Kogyo Ltd up 15.613%, PCA Corp up 13.3793%, Colopl Inc up 12.2144% and System Integrator Corp up 11.3456%. The top 5 decliners for the week were Nexyz.Group Corp down -20.7953%, Kitakei Co Ltd down -8.8179%, T&D Holdings Inc down -6.8553%, System Research Co Ltd down -6.6771% and Tachi-S Co Ltd down -6.5275%.

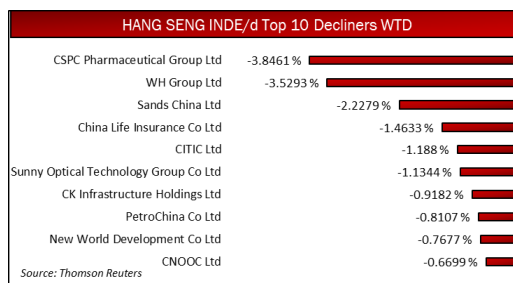




The SSE 50 IDX/d Index was up -1.0976% week to date. The top 5 gainers for the week were Anhui Conch Cement Co Ltd up 7.925%, Foxconn Industrial Internet Co Ltd up 5.0593%, Sany Heavy Industry Co Ltd up 4.1757%, Baoshan Iron & Steel Co Ltd up 4.1667% and China Communications Construction Co Ltd up 3.6949%. The top 5 decliners for the week were People's Insurance Company Group of China Ltd down -14.5911%, Sanan Optoelectronics Co Ltd down -6.5166%, WuXi AppTec Co Ltd down -6.136%, China Life Insurance Co Ltd down -5.2311% and Shanghai Fosun Pharmaceutical Group Co Ltd down -5.1366%.



The HANG SENG INDE/d Index was up 1.0196% week to date. The top 5 gainers for the week were AAC Technologies Holdings Inc up 8.0078%, Tencent Holdings Ltd up 4.25%, China Overseas Land & Investment Ltd up 4.1016%, China Resources Land Ltd up 4.0909% and Sun Hung Kai Properties Ltd up 3.2588%. The top 5 decliners for the week were CSPC Pharmaceutical Group Ltd down -3.8461%, WH Group Ltd down -3.5293%, Sands China Ltd down -2.2279%, China Life Insurance Co Ltd down -1.4633% and CITIC Ltd down -1.188%.



# Chart of the Week

## TOKYO DEPARTMENT STORE SALES DOWN -19%

*Tokyo's department store sales drop to their lowest level in 5 years in October recording a -19% decline.*



Source: Bloomberg

Chart of the Week – [www.qsmartlab.com](http://www.qsmartlab.com)