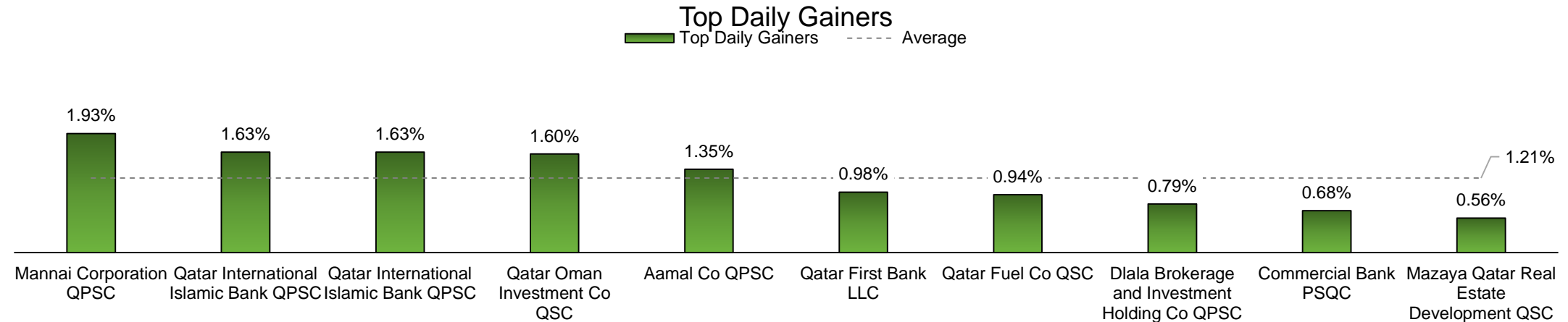
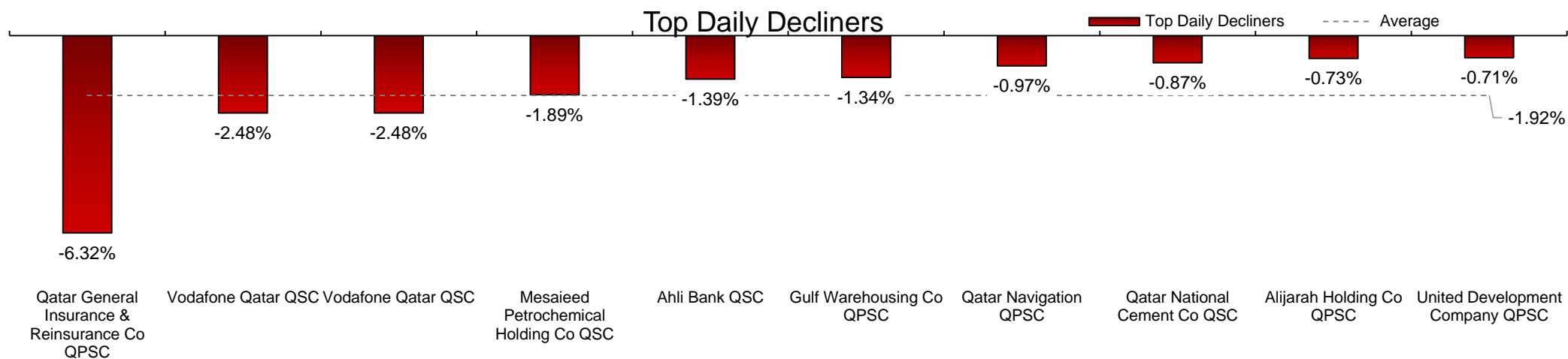


Qatar Stock Exchange – Daily Market Update



Ticker	Company Name	Top Daily Gainers	Share Price	P/E Ratio	P/B	Dividend Yield	Year to Date
MCCS.QA	Mannai Corporation QPSC	1.93%	3.17	5.42	0.57	6.31%	-42.31%
QIIB.QA	Qatar International Islamic Bank QPSC	1.63%	9.38	16.34	2.04	4.26%	41.86%
QIIB.QA	Qatar International Islamic Bank QPSC	1.63%	9.38	16.34	2.04	4.26%	41.86%
QOIS.QA	Qatar Oman Investment Co QSC	1.60%	0.57	66.82	0.61	5.26%	0.00%
AHCS.QA	Aamal Co QPSC	1.35%	0.75	12.88	0.60	8.00%	-15.16%
QFBQ.QA	Qatar First Bank LLC	0.98%	0.309	--	0.88	0.00%	-24.26%
QFLS.QA	Qatar Fuel Co QSC	0.94%	22.65	18.67	2.76	3.53%	36.45%
DBIS.QA	Dlala Brokerage and Investment Holding Co QPSC	0.79%	0.635	--	0.88	--	0.00%
COMB.QA	Commercial Bank PSQC	0.68%	4.42	10.73	0.83	3.39%	12.21%
MRDS.QA	Mazaya Qatar Real Estate Development QSC	0.56%	0.717	64.25	0.65	6.97%	-8.08%
Average		1.21%	5.1981	26.43	1.188	4.67%	4.26%

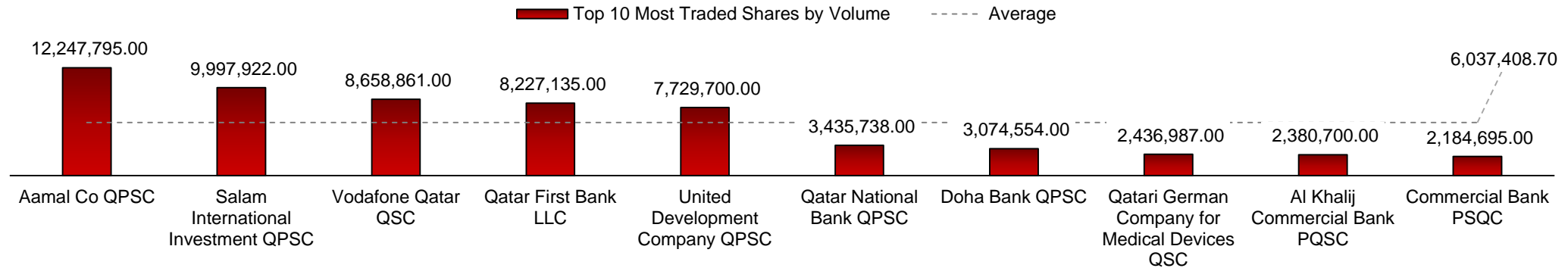
Qatar Stock Exchange – Daily Market Update



Ticker	Company	Top Daily Decliners	Share Price	P/E Ratio	P/B Ratio	Dividend Yield	Year to Date
QGIR.QA	Qatar General Insurance & Reinsurance Co QPSC	-6.32%	2.52	12.26	0.35	3.97%	0.00%
VFQS.QA	Vodafone Qatar QSC	-2.48%	1.18	33.08	1.11	4.24%	-24.46%
VFQS.QA	Vodafone Qatar QSC	-2.48%	1.18	33.08	1.11	4.24%	-24.46%
MPHC.QA	Mesaieed Petrochemical Holding Co QSC	-1.89%	2.59	37.84	2.24	3.09%	72.32%
AABQ.QA	Ahli Bank QSC	-1.39%	3.55	12.22	1.41	2.56%	0.00%
GWCS.QA	Gulf Warehousing Co QPSC	-1.34%	5.17	12.34	1.75	3.68%	34.39%
QNNC.QA	Qatar Navigation QPSC	-0.97%	6.14	13.02	0.49	4.89%	-6.98%
QANC.QA	Qatar National Cement Co QSC	-0.87%	5.7	14.42	1.22	8.77%	0.00%
NLCS.QA	Alijarah Holding Co QPSC	-0.73%	0.683	21.51	0.48	7.32%	0.00%
UDCD.QA	United Development Company QPSC	-0.71%	1.39	11.31	0.45	7.19%	0.00%
Average		-1.92%	3.0103	20.11	1.06	4.99%	5.08%

Qatar Stock Exchange – Daily Market Update

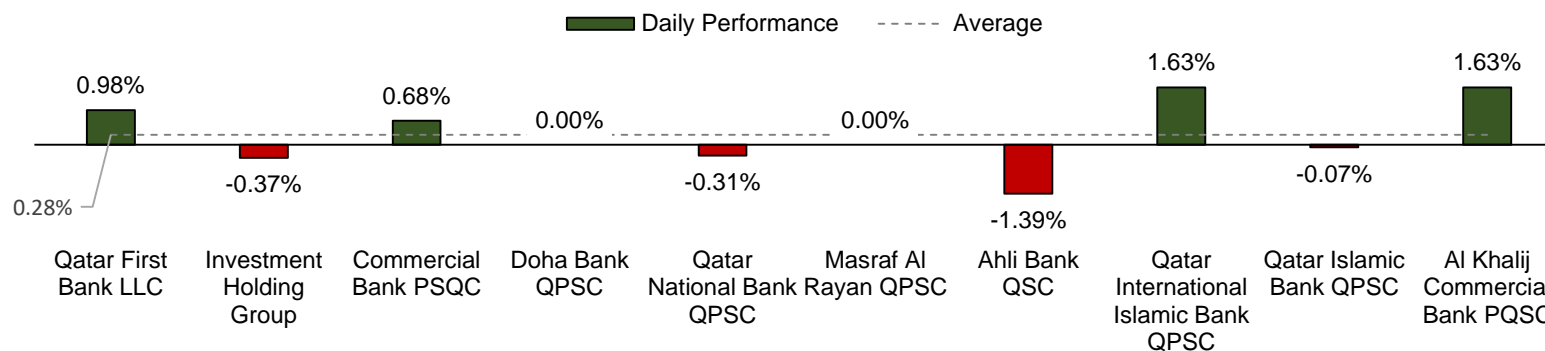
Top 10 Most Traded Shares



Ticker	Company	Top 10 Most Traded Shares by Volume
AHCS.QA	Aamal Co QPSC	12,247,795.00
SALM.QA	Salam International Investment QPSC	9,997,922.00
VFQS.QA	Vodafone Qatar QSC	8,658,861.00
QFBQ.QA	Qatar First Bank LLC	8,227,135.00
UDCD.QA	United Development Company QPSC	7,729,700.00
QNBK.QA	Qatar National Bank QPSC	3,435,738.00
DOBK.QA	Doha Bank QPSC	3,074,554.00
QGMS.QA	Qatari German Company for Medical Devices QSC	2,436,987.00
KCBK.QA	Al Khalij Commercial Bank PQSC	2,380,700.00
COMB.QA	Commercial Bank PSQC	2,184,695.00
Average		6,037,408.70

Qatar Stock Exchange – Daily Market Update

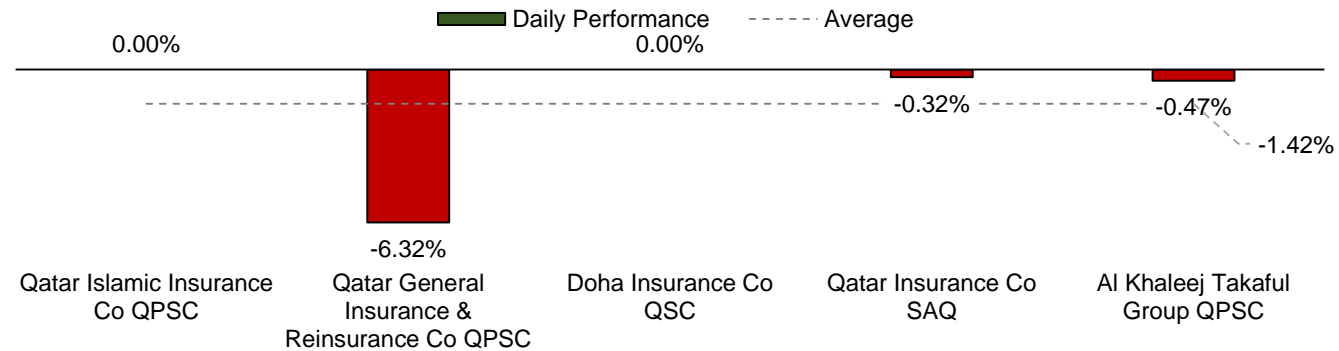
Banks - Daily Performance



Company Name	Sector	Ticker	Daily Performance	Share Price	P/E Ratio	P/B Ratio	Dividend Yield	Year to Date
Qatar First Bank LLC	Banks	QFBQ.QA	0.98%	0.309	--	0.88	0.00%	-24.26%
Investment Holding Group	Banks	IGRD.QA	-0.37%	0.537	7.09	0.58	4.66%	9.82%
Commercial Bank PSQC	Banks	COMB.QA	0.68%	4.42	10.73	0.83	3.39%	12.21%
Doha Bank QPSC	Banks	DOBK.QA	0.00%	2.54	11.39	0.59	3.94%	14.41%
Qatar National Bank QPSC	Banks	QNBK.QA	-0.31%	19.38	12.63	1.95	3.10%	-0.62%
Masraf Al Rayan QPSC	Banks	MARK.QA	0.00%	3.86	13.45	2.16	5.18%	-7.39%
Ahli Bank QSC	Banks	AABQ.QA	-1.39%	3.55	12.22	1.41	2.56%	0.00%
Qatar International Islamic Bank QPSC	Banks	QIIB.QA	1.63%	9.38	16.34	2.04	4.26%	41.86%
Qatar Islamic Bank QPSC	Banks	QISB.QA	-0.07%	14.88	12.74	1.72	3.36%	-2.11%
Al Khalij Commercial Bank PQSC	Banks	KCBK.QA	1.63%	1.25	7.07	0.66	6.00%	0.00%
Average			0.28%	6.0106	11.52	1.28	3.64%	4.39%

Qatar Stock Exchange – Daily Market Update

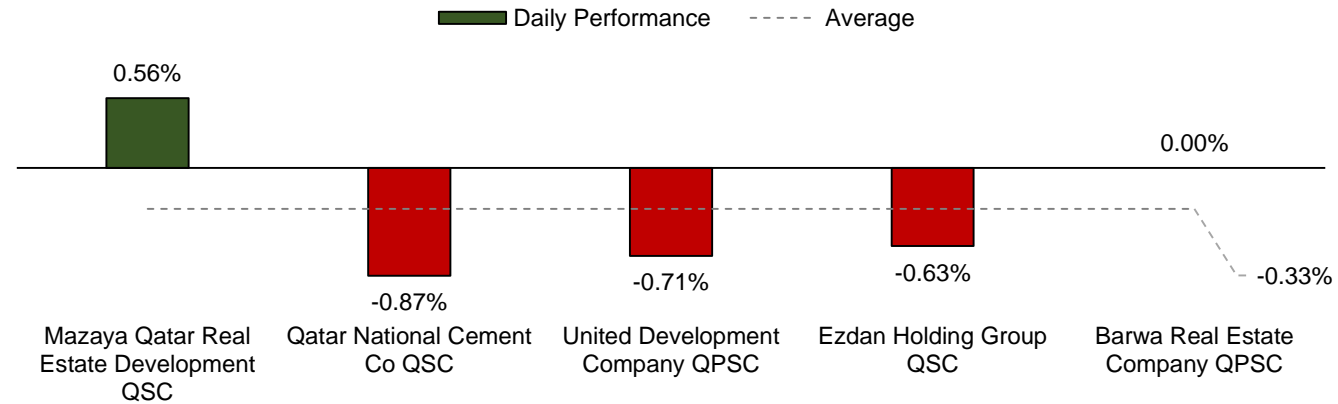
Insurance - Daily Performance



Company Name	Sector	Ticker	Daily Performance	Share Price	P/E Ratio	P/B Ratio	Dividend Yield
Qatar Islamic Insurance Co QPSC	Insurance	QIIC.QA	0.00%	6.84	15.71	2.80	5.12%
Qatar General Insurance & Reinsurance Co QPSC	Insurance	QGIR.QA	-6.32%	2.52	12.26	0.35	3.97%
Doha Insurance Co QSC	Insurance	DICO.QA	0.00%	1.07	8.25	0.50	7.48%
Qatar Insurance Co SAQ	Insurance	QINS.QA	-0.32%	3.07	16.36	1.02	4.89%
Al Khaleej Takaful Group QPSC	Insurance	KINS.QA	-0.47%	2.1	17.19	1.01	2.38%
Average			-1.42%	3.12	13.95	1.14	4.77%

Qatar Stock Exchange – Daily Market Update

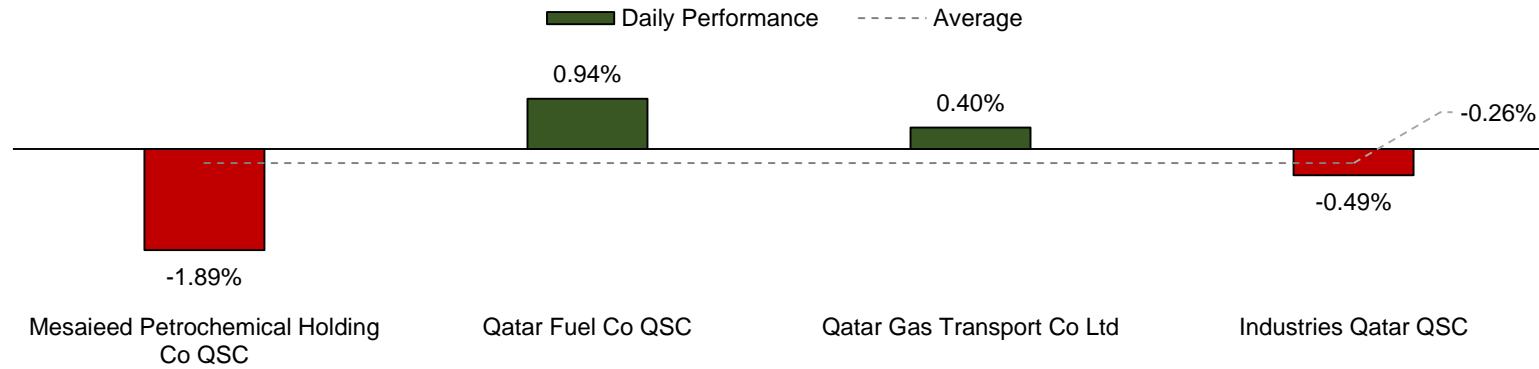
Real Estate - Daily Performance



Company Name	Sector	Ticker	Daily Performance	Share Price	P/E Ratio	P/B Ratio	Dividend Yield
Mazaya Qatar Real Estate Development QSC	Real Estate & Construction	MRDS.QA	0.56%	0.717	64.25	0.65	6.97%
Qatar National Cement Co QSC	Real Estate & Construction	QANC.QA	-0.87%	5.7	14.42	1.22	8.77%
United Development Company QPSC	Real Estate & Construction	UDCD.QA	-0.71%	1.39	11.31	0.45	7.19%
Ezdan Holding Group QSC	Real Estate & Construction	ERES.QA	-0.63%	0.629	34.79	0.52	0.00%
Barwa Real Estate Company QPSC	Real Estate & Construction	BRES.QA	0.00%	3.43	8.16	0.70	7.29%
Average			-0.33%	2.37	26.59	0.71	6.05%

Qatar Stock Exchange – Daily Market Update

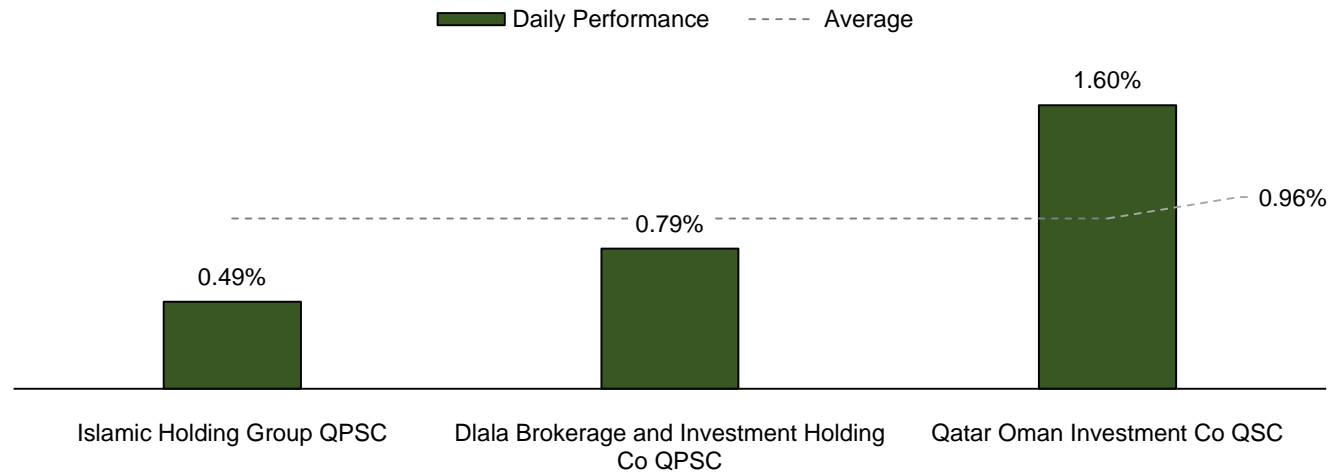
Chemicals - Daily Performance



Company Name	Sector	Ticker	Daily Performance	Share Price	P/E Ratio	P/B Ratio	Dividend Yield	Year to Date
Mesaieed Petrochemical Holding Co QSC	Chemicals	MPHC.QA	-1.89%	2.59	37.84	2.24	3.09%	72.32%
Qatar Fuel Co QSC	Chemicals	QFLS.QA	0.94%	22.65	18.67	2.76	3.53%	36.45%
Qatar Gas Transport Co Ltd	Chemicals	QGTS.QA	0.40%	2.53	15.19	2.22	3.95%	41.10%
Industries Qatar QSC	Chemicals	IQCD.QA	-0.49%	10.12	18.89	1.81	5.93%	-24.26%
Average			-0.26%	9.47	22.65	2.26	4.13%	31.41%

Qatar Stock Exchange – Daily Market Update

Investment Management - Daily Performance



Company Name	Sector	Ticker	Daily Performance	Share Price	P/E Ratio	P/B Ratio	Dividend Yield
Islamic Holding Group QPSC	Investment Management	IHGS.QA	0.49%	2.05	247.29	0.85	0.00%
Dlala Brokerage and Investment Holding Co QPSC	Investment Management	DBIS.QA	0.79%	0.635	--	0.88	--
Qatar Oman Investment Co QSC	Investment Management	QOIS.QA	1.60%	0.57	66.82	0.61	5.26%
Average			0.96%	1.09	157.05	0.78	2.63%